



ANIMAL CARE AND CONTROL

Animal Care & Control Committee
Thursday, August 21, 2025
Agenda

Call to Order

Check for Quorum

Welcome Mayor Emerging Leaders

Public Comments – Limited to Agenda Items

Approval of Minutes: June 26, 2025

Agenda Items:

- **June 2025 Shelter Stats Presentation**
- **Pet Licensing Fee Discussion (Continued)**
- **Shelter Progress Update/Opening**
- **Veterinarian Update**
- **Open Discussion**

Next Meeting Date:

Dangerous Dog Appeal – Only If Needed – September 25, 2025

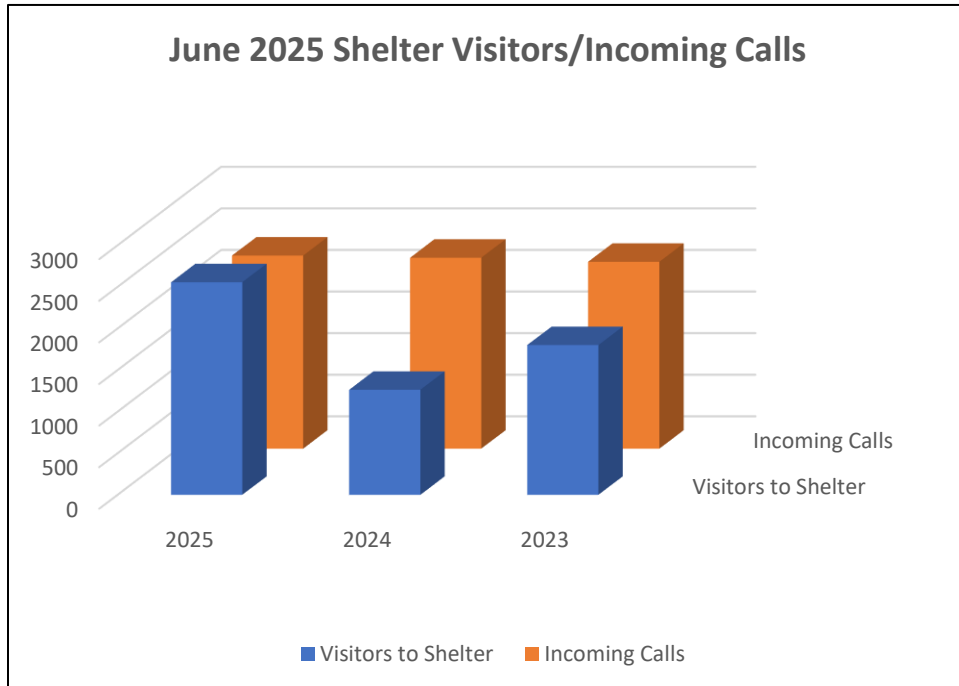
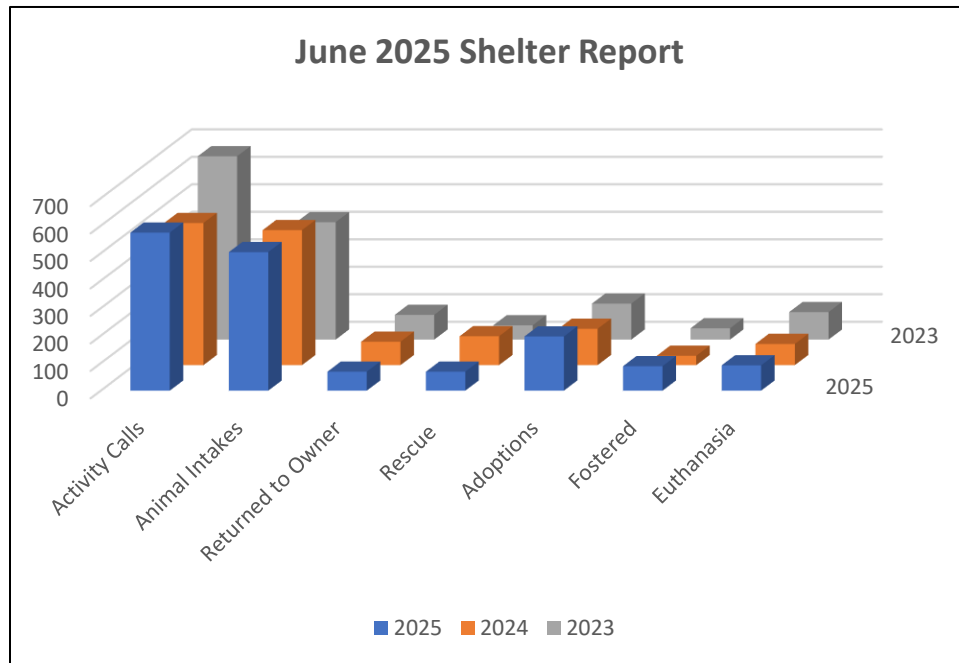
Committee Meeting – October 30, 2025

Adjourn



June 2025 Shelter Report

June 2025	
Activity Calls	575
Animal Intakes	504
Dogs	208
Cats	290
Other	7
Incoming Per Day	20
Returned to Owner	69
Dogs – In Field	8
Cats – In Field	0
Dogs – From Shelter	58
Cats – From Shelter	3
Rescue Transfers	69
Dogs Transferred	18
Cats Transferred	51
Other	0
Animals Adopted	197
Dogs Adopted	93
Cats Adopted	102
Other Animals	2
Fostered	89
Dogs Fostered	7
Cats Fostered	82
Euthanasia	91
Dogs Euthanized	45
Cats Euthanized	46
TNR/Returned to Field	2
Visitors to Shelter	2,775
Avg. Visitors per Day	127
Incoming Phone Calls	2,321
Avg. Calls per Day	86

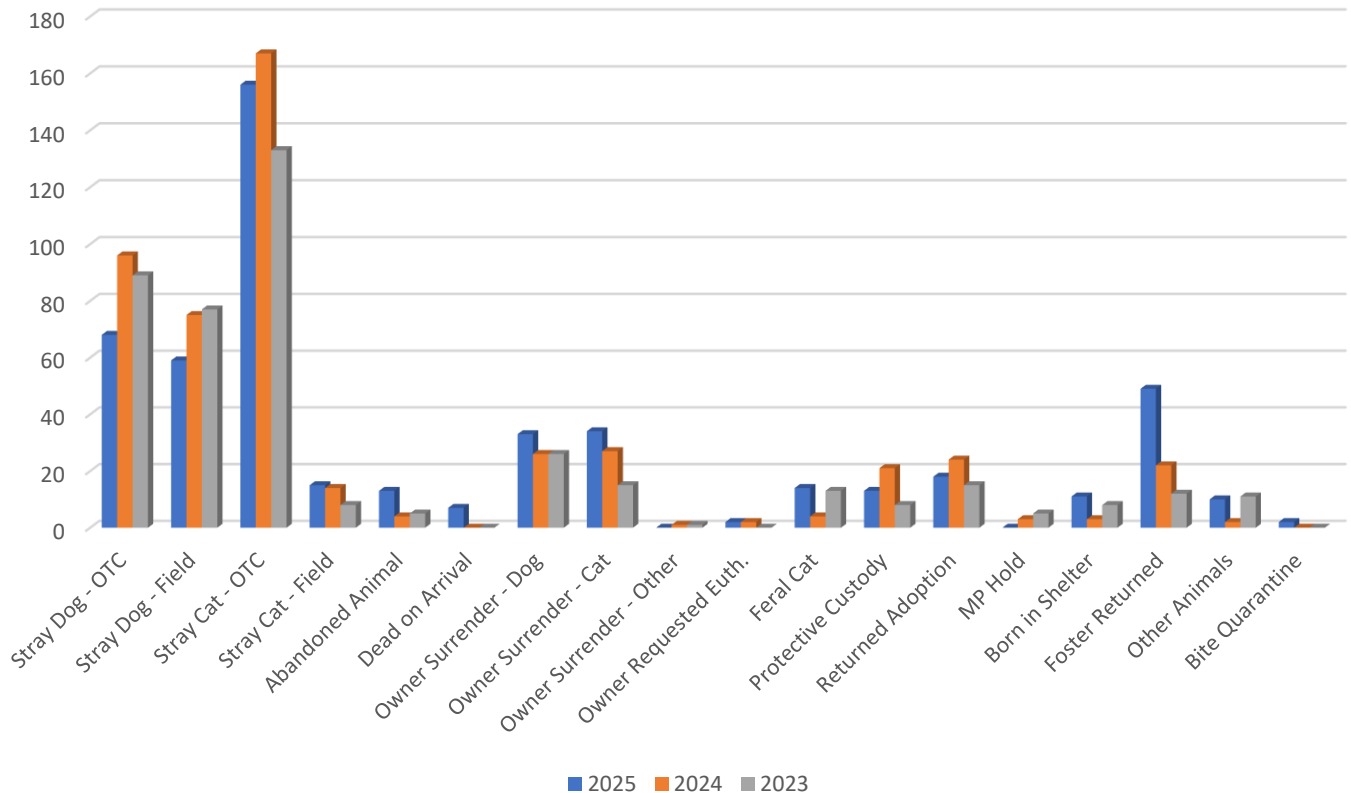


June 2025 Shelter Report

Animal Intake Reasons

Intake Reasons	504
Stray Dog – OTC	68
Stray Dog – Field	59
Stray Cat – OTC	156
Stray Cat – Field	15
Abandoned Animal	13
Dead on Arrival	7
Owner Surrender – Dog	33
Owner Surrender - Cat	34
Owner Surrender - Other	0
Owner Euth. Request	2
Feral Cat	14
Protective Custody	13
Returned Adoption	18
MP Hold – Ft. Campbell	0
Born in Shelter	11
Foster Returned	49
Other Animals	10
Bite Quarantine	2

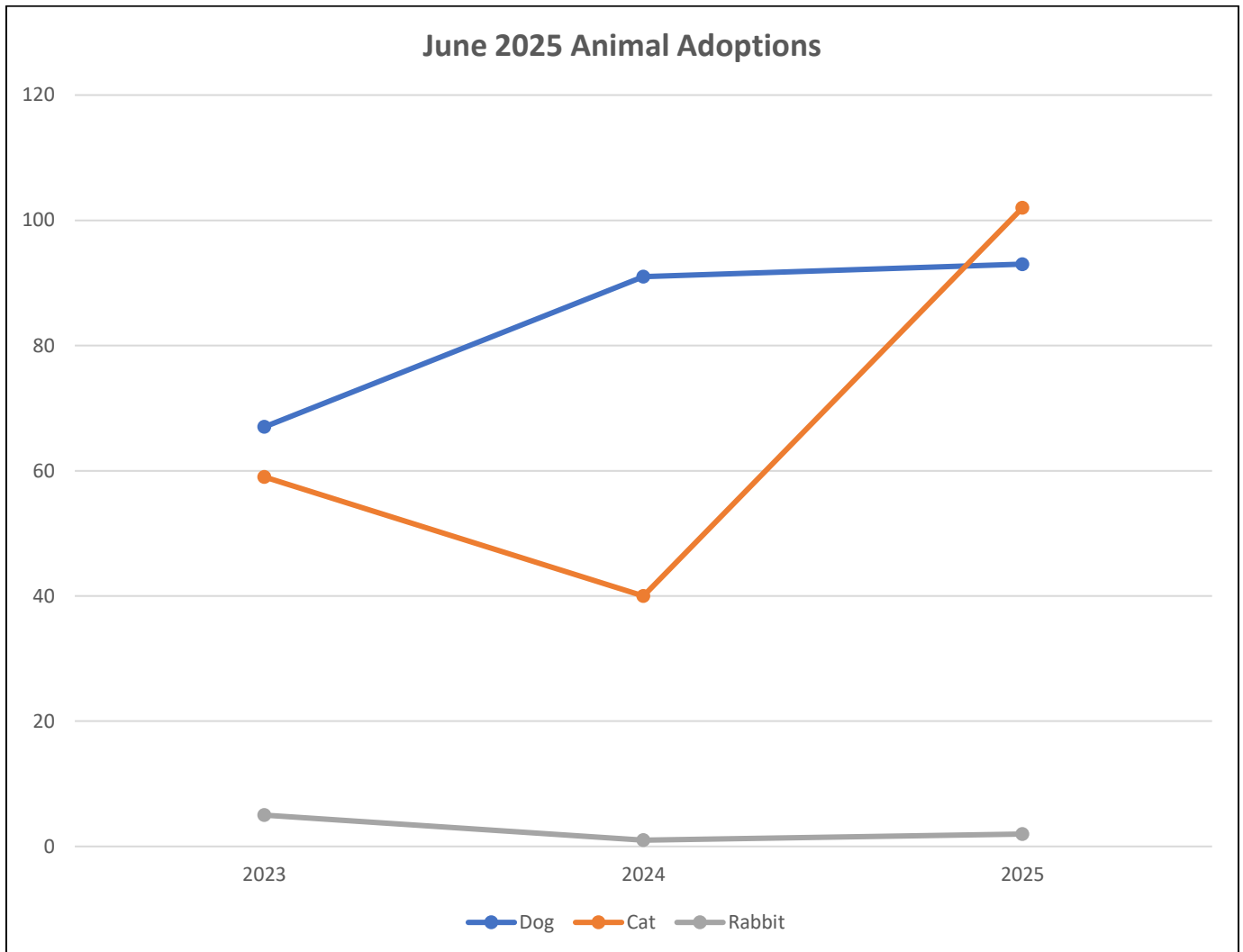
June 2025 Animal Intake Reasons



June 2025 Shelter Report

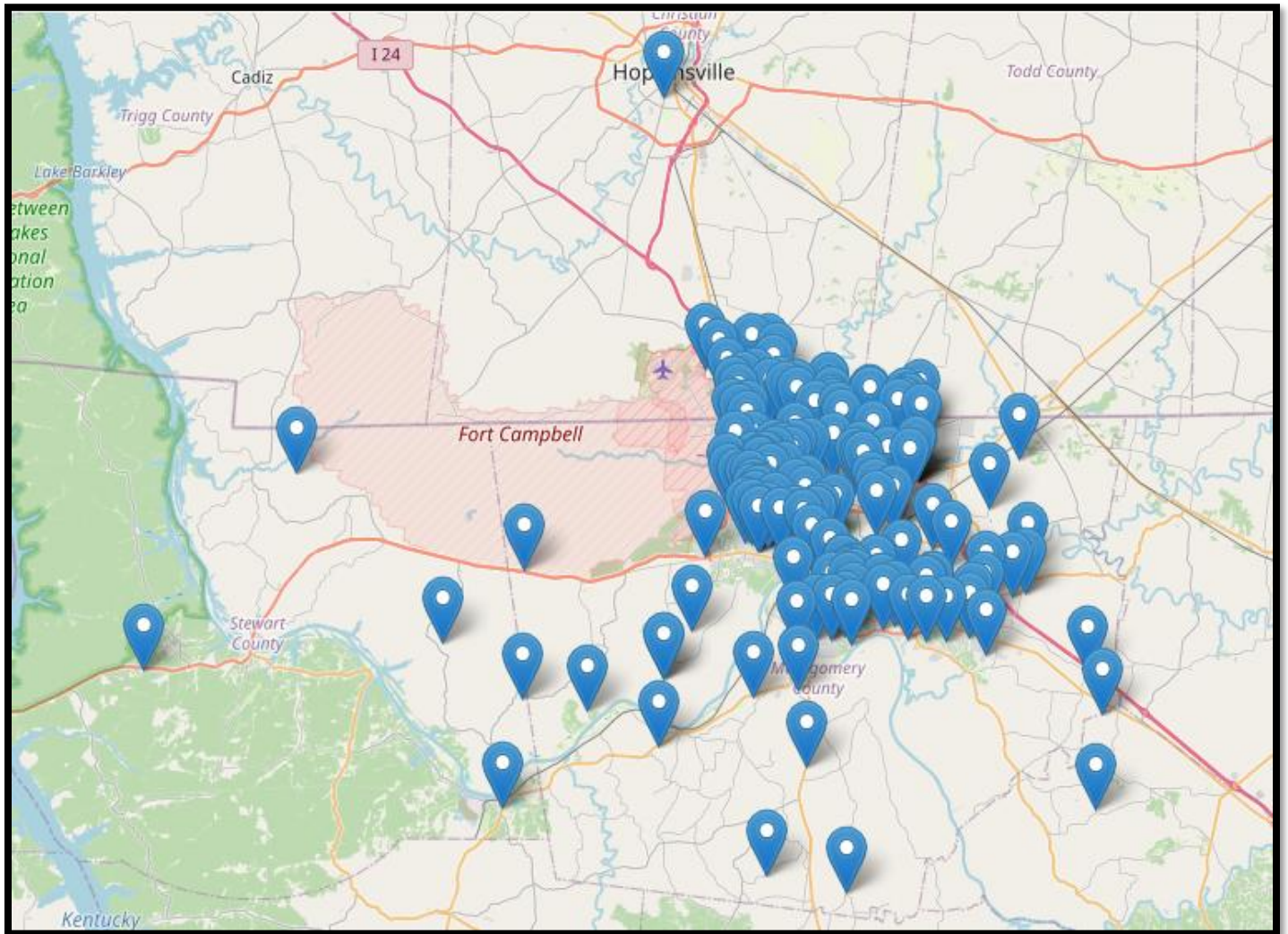
Animal Adoptions

Adoptions	197
Dogs/Puppies	93
Cats/Kittens	102
Other Animals	2



June 2025 Shelter Report

Adoptions Map

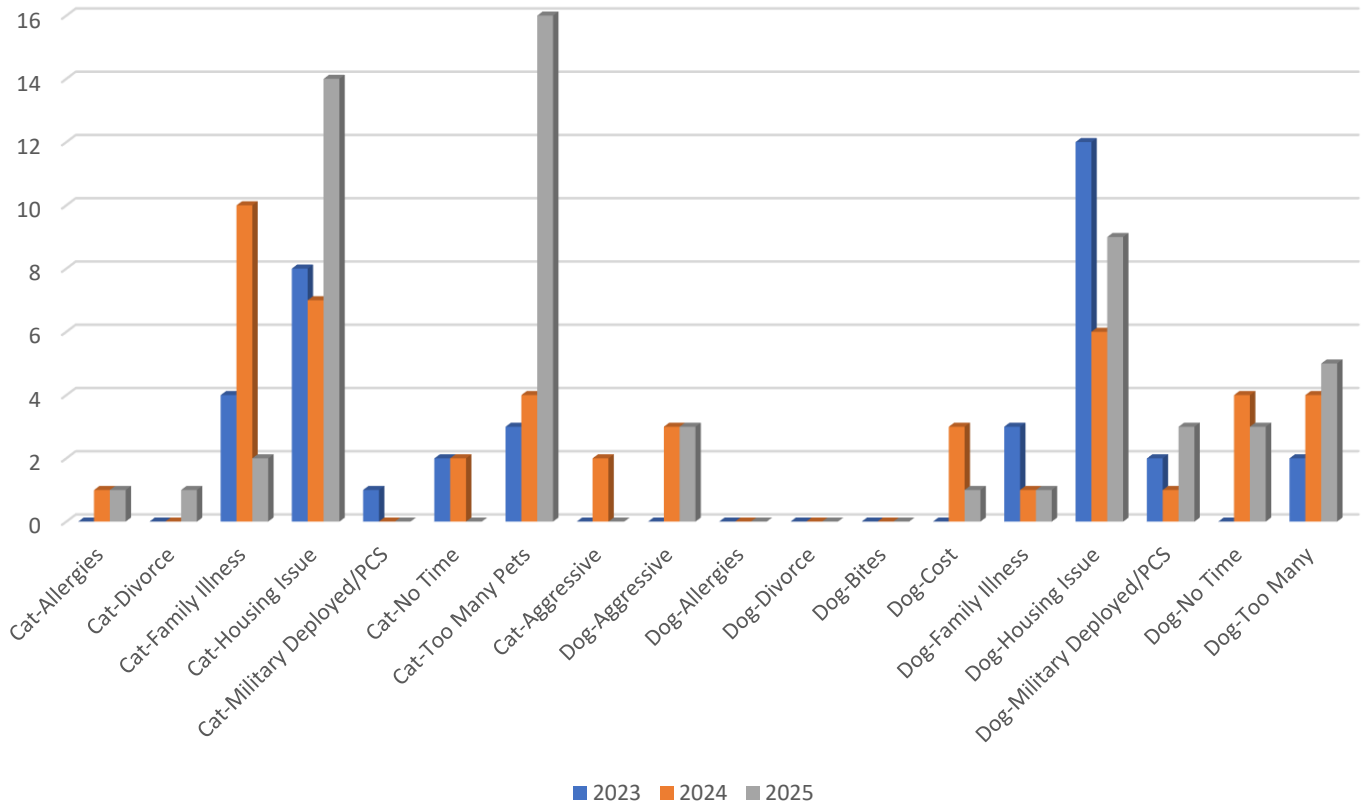


June 2025 Shelter Report

Owner Surrenders

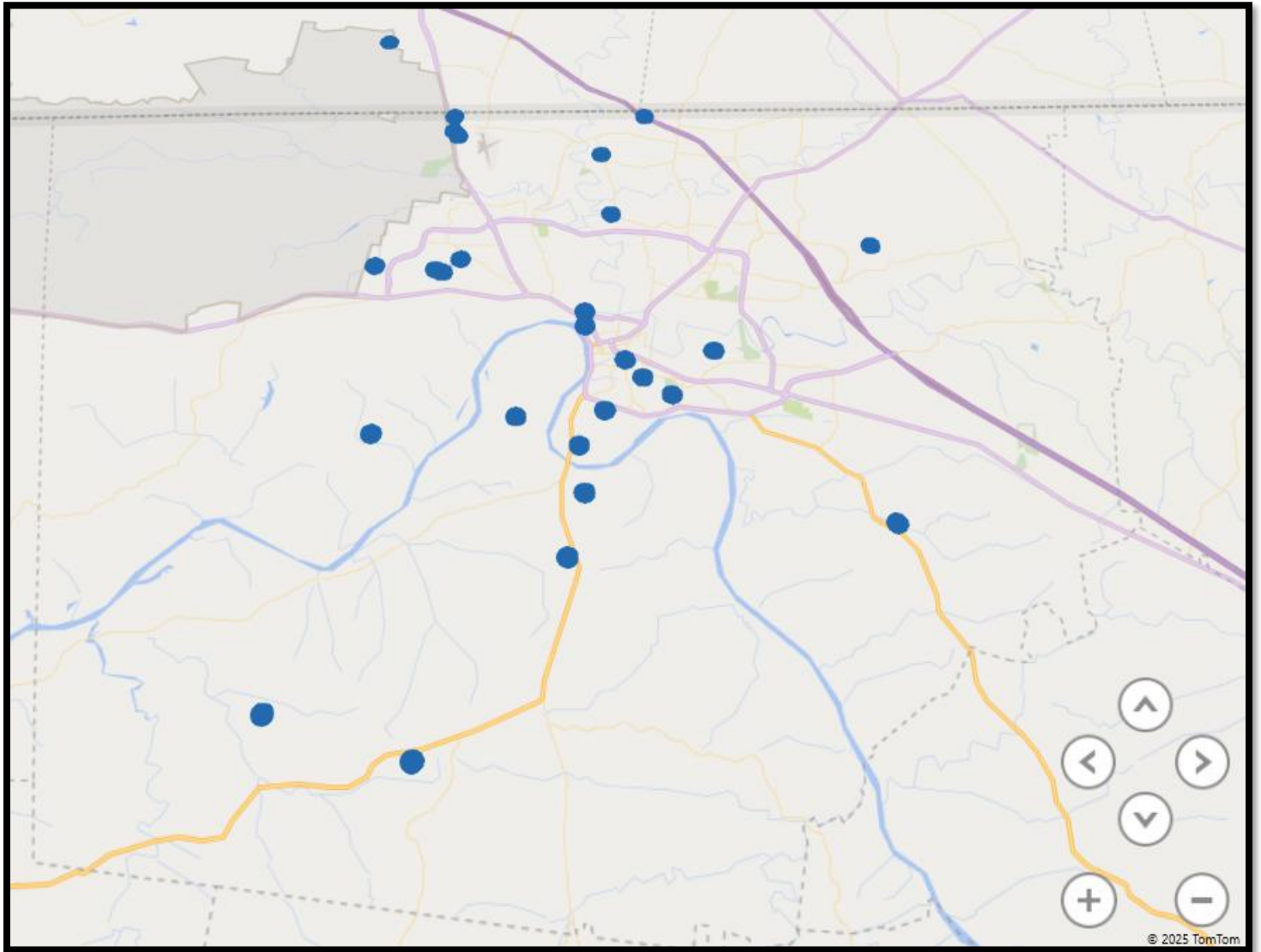
Owner Surrender Reason	59
Cat – Allergies	1
Cat – Divorce	1
Cat - Family Illness	2
Cat – Housing Issue	14
Cat – Military Deployed/PCS	0
Cat – No Time	0
Cat – Too Many Animals	16
Dog – Aggressive – People	3
Dog – Allergies	0
Dog – Divorce	0
Dog – Bites/Bitten	0
Dog – Cost	1
Dog – Family Illness	1
Dog – Housing Issue	9
Dog – Military Deployed/PCS	3
Dog – No Time	3
Dog – Too Many Animals	5
Rabbit – Housing Issue	0

June 2025 Owner Surrender Reasons



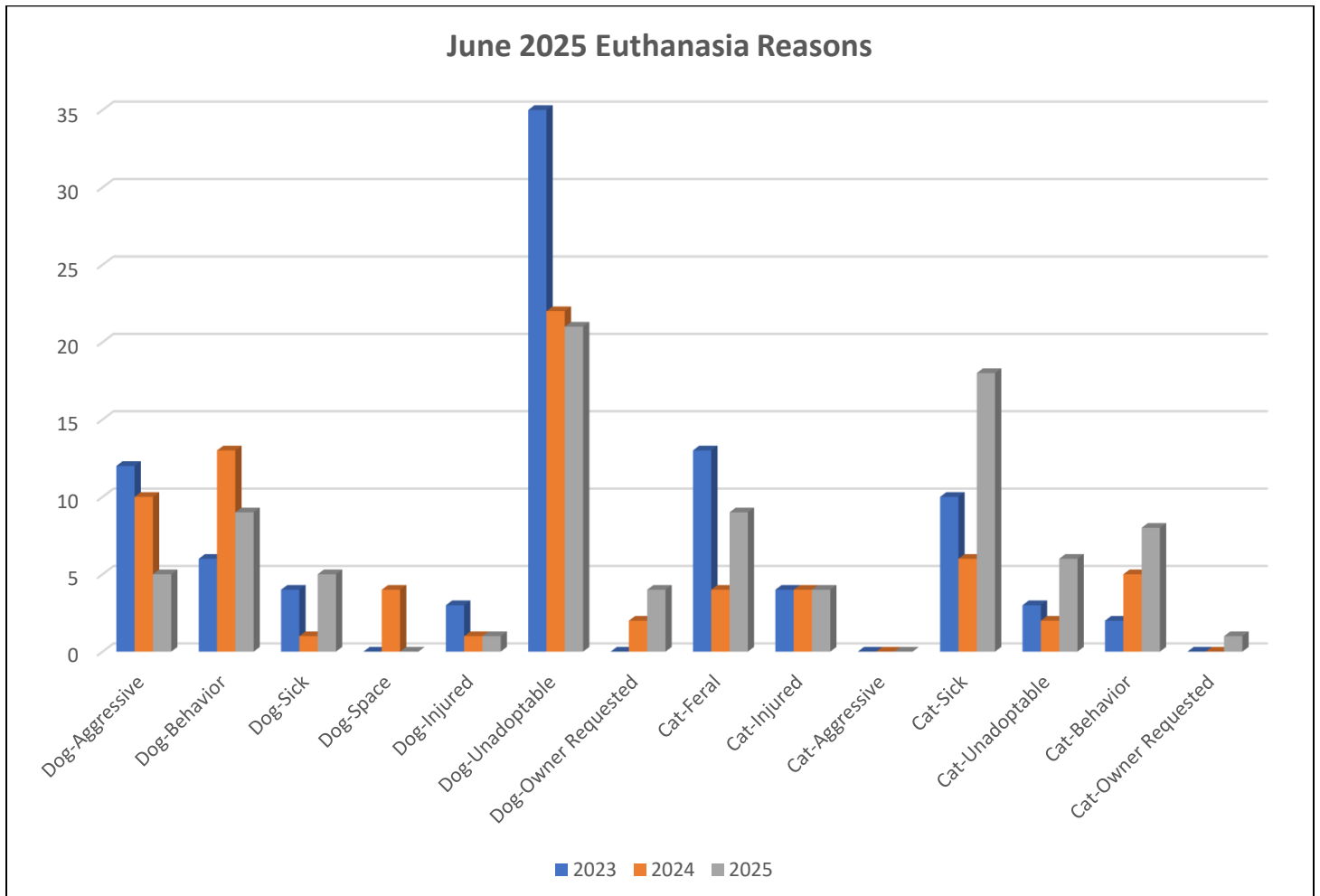
June 2025 Shelter Report

Owner Surrender Map



Euthanasia

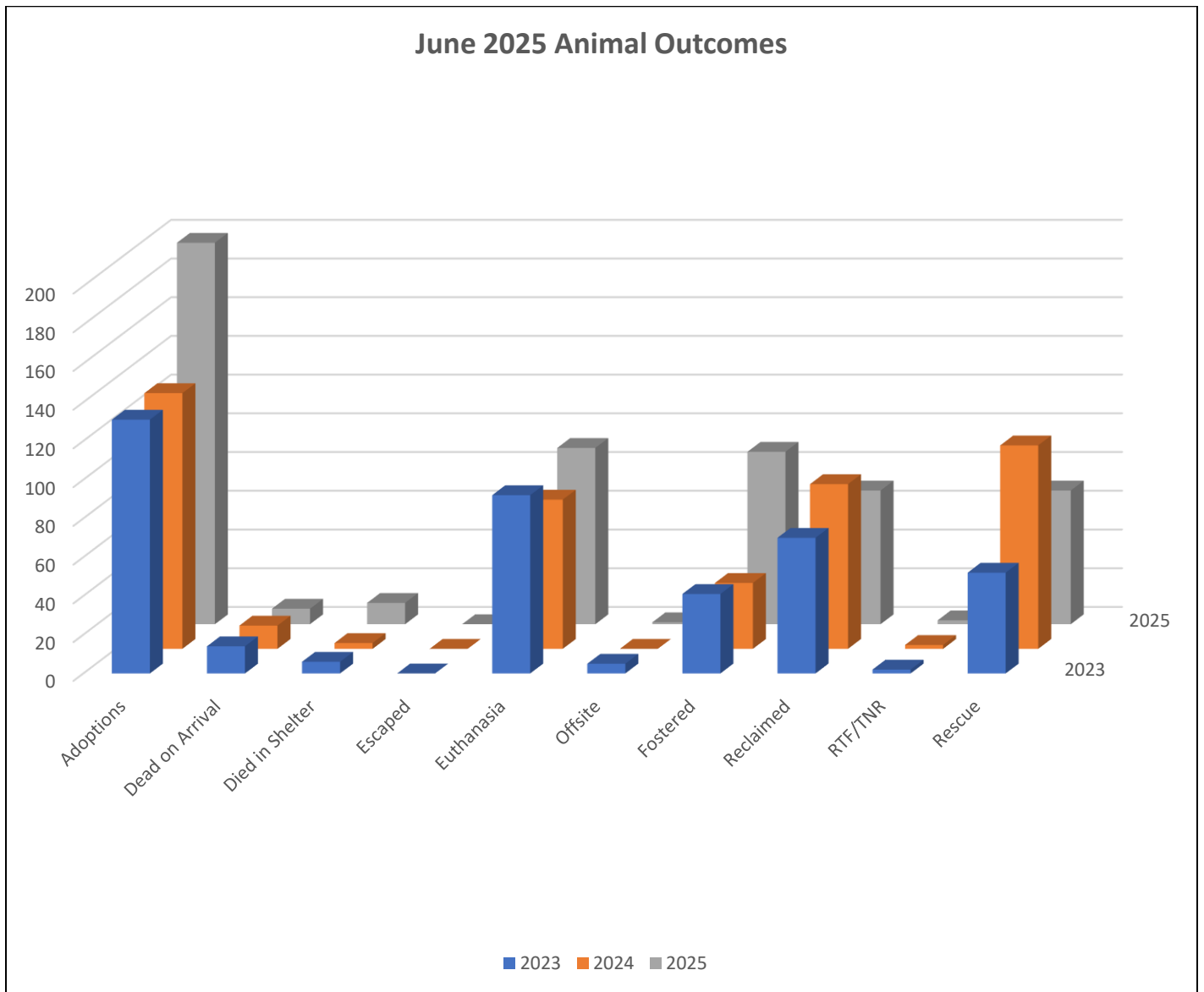
Animal Euthanasia	91
Dogs/Puppies	45
Aggressive	5
Behavior	9
Sick	5
Space	0
Injured	1
Unadoptable	21
Owner Requested	4
Cats/Kittens	46
Feral	9
Injured	4
Aggressive	0
Sick	18
Unadoptable	6
Behavior	8
Owner Requested	1



June 2025 Shelter Report

Outcomes

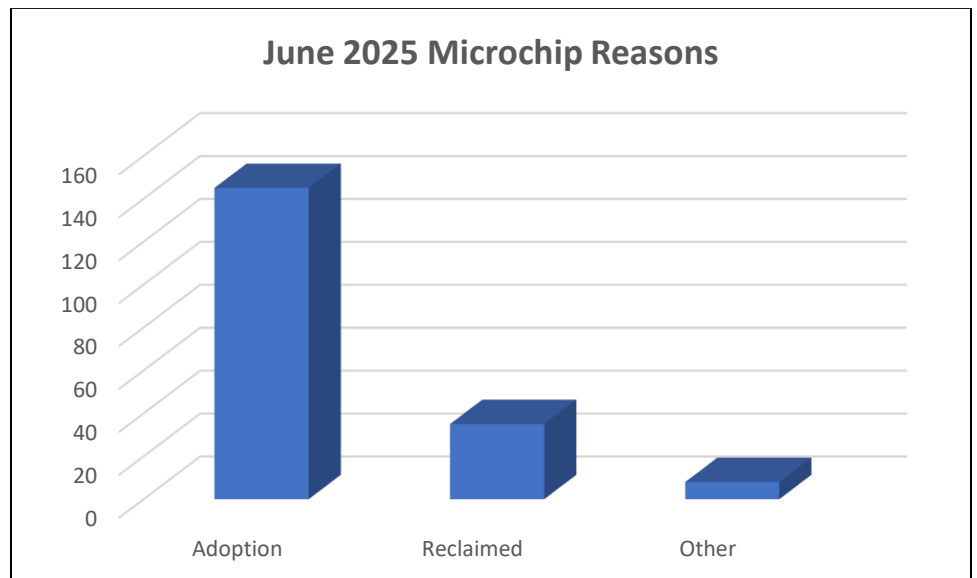
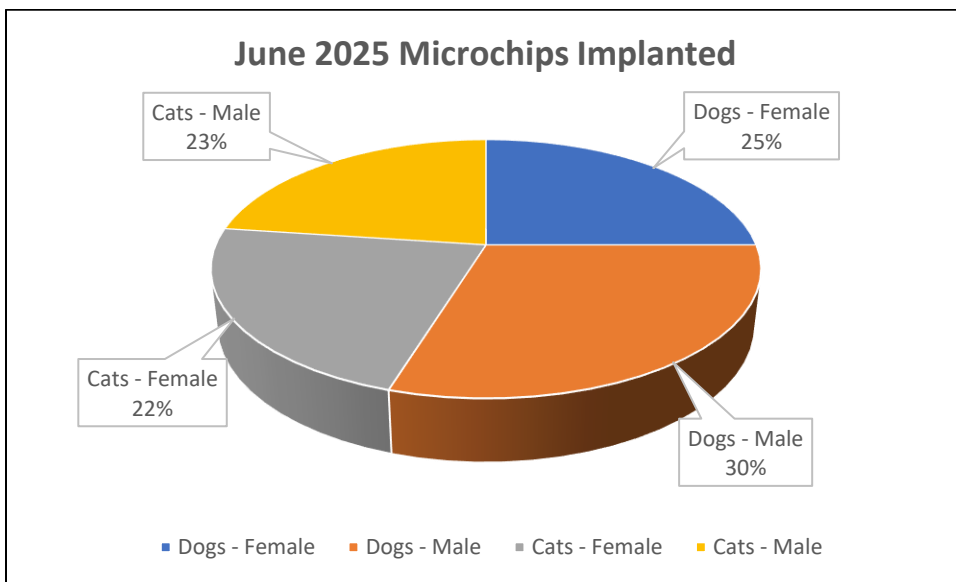
Animal Outcomes	537
Adoptions	197
Dead on Arrival	8
Died in Shelter	11
Escaped	0
Euthanasia	91
Offsite	1
Fostered	89
Reclaimed	69
RTF/TNR	2
Rescue	69



June 2025 Shelter Report

Microchips Issued

Microchips Implanted	188
Dogs – Female	47
Dogs – Male	56
Cats – Female	42
Cats – Male	43
Adoptions	145
Reclaimed	35
Other	8
Event	0

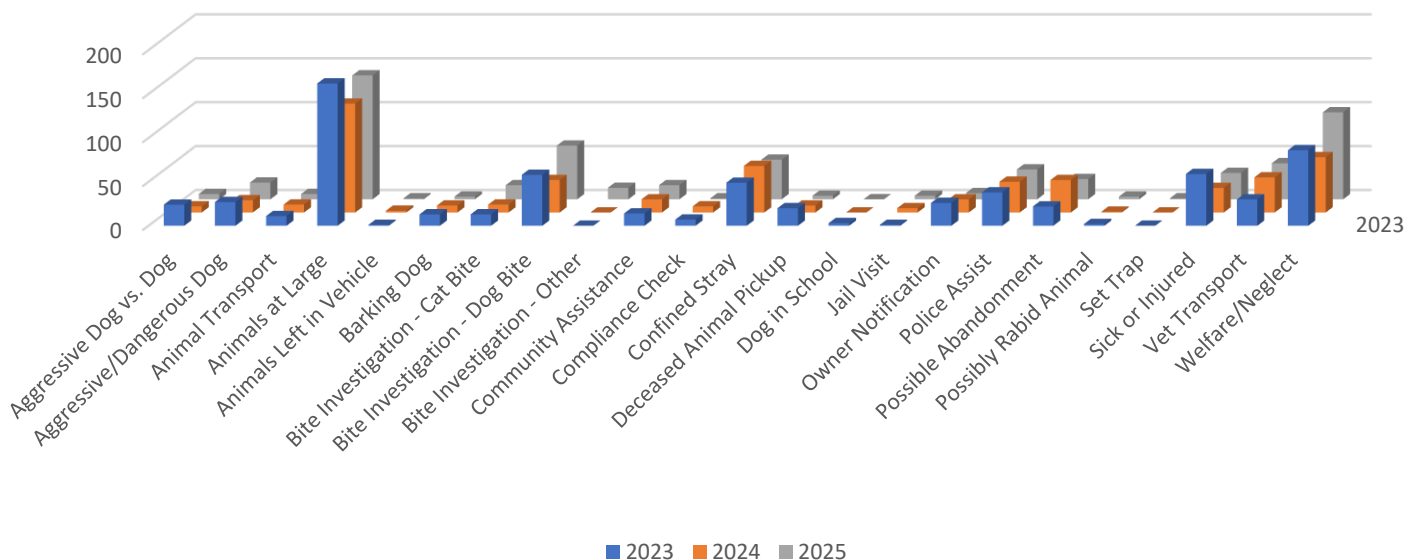


June 2025 Shelter Report

Activity Calls

Service Calls	574
Aggressive Dog Vs Dog	6
Aggressive/Dangerous Dog	19
Aggressive Dog Vs. Other	0
Animal Transport	6
Animal Left in Vehicle	1
Animals at Large	141
Barking Dog	3
Bites involving Cats	16
Bites involving Dogs	61
Bites Other Animals	13
Community Assistance	16
Compliance Check	1
Confined Stray	45
Dog in School	0
Deceased Animal Pick Up	4
Jail Visit	4
Owner Notification	7
Police Assist	34
Possible Abandonment	23
Possibly Rabid Animal	3
Set Trap	1
Sick or Injured Animal	30
Vet Transport	41
Welfare or Neglect Complaint	99

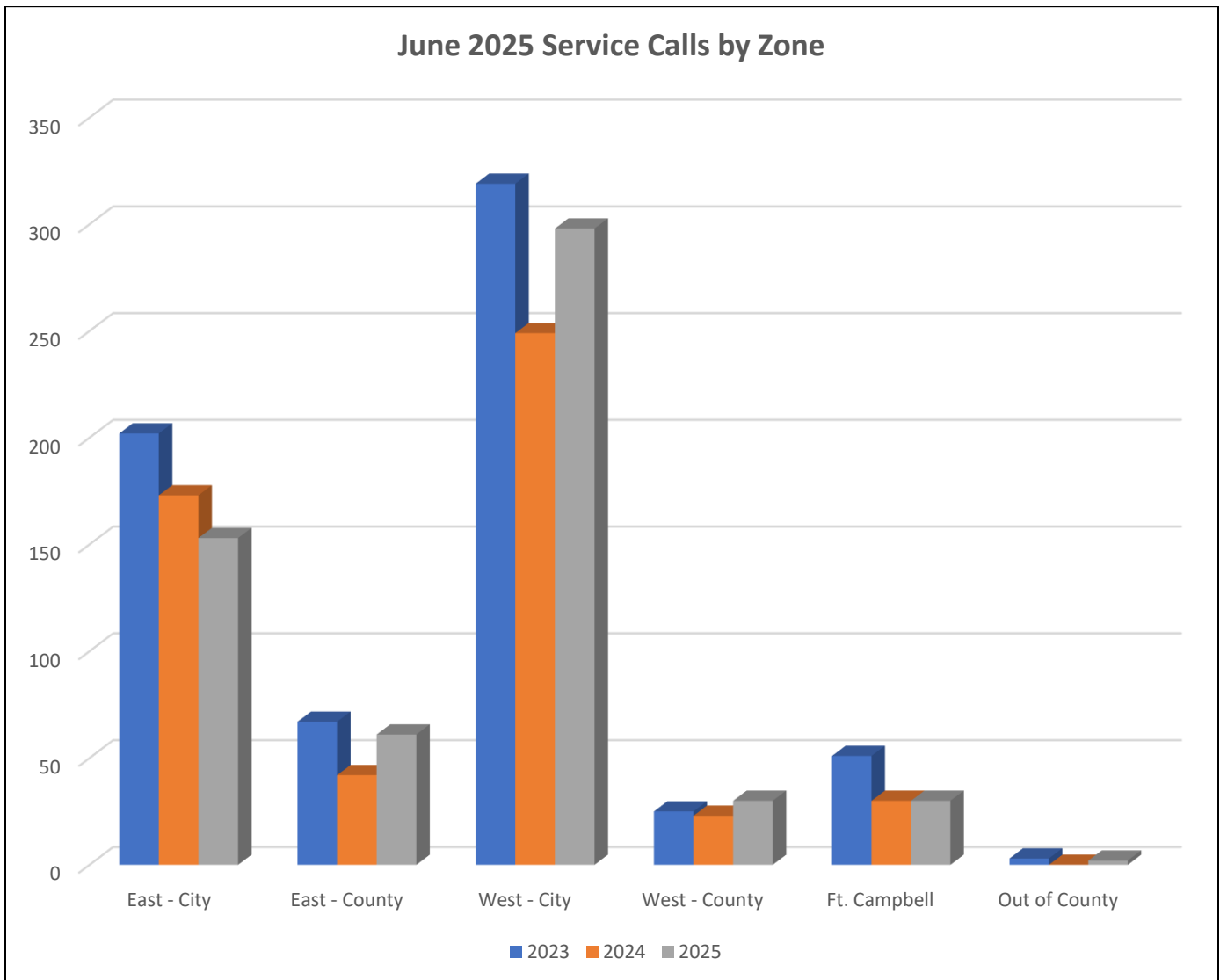
June 2025 Service Calls



June 2025 Shelter Report

Activity Calls by Zones

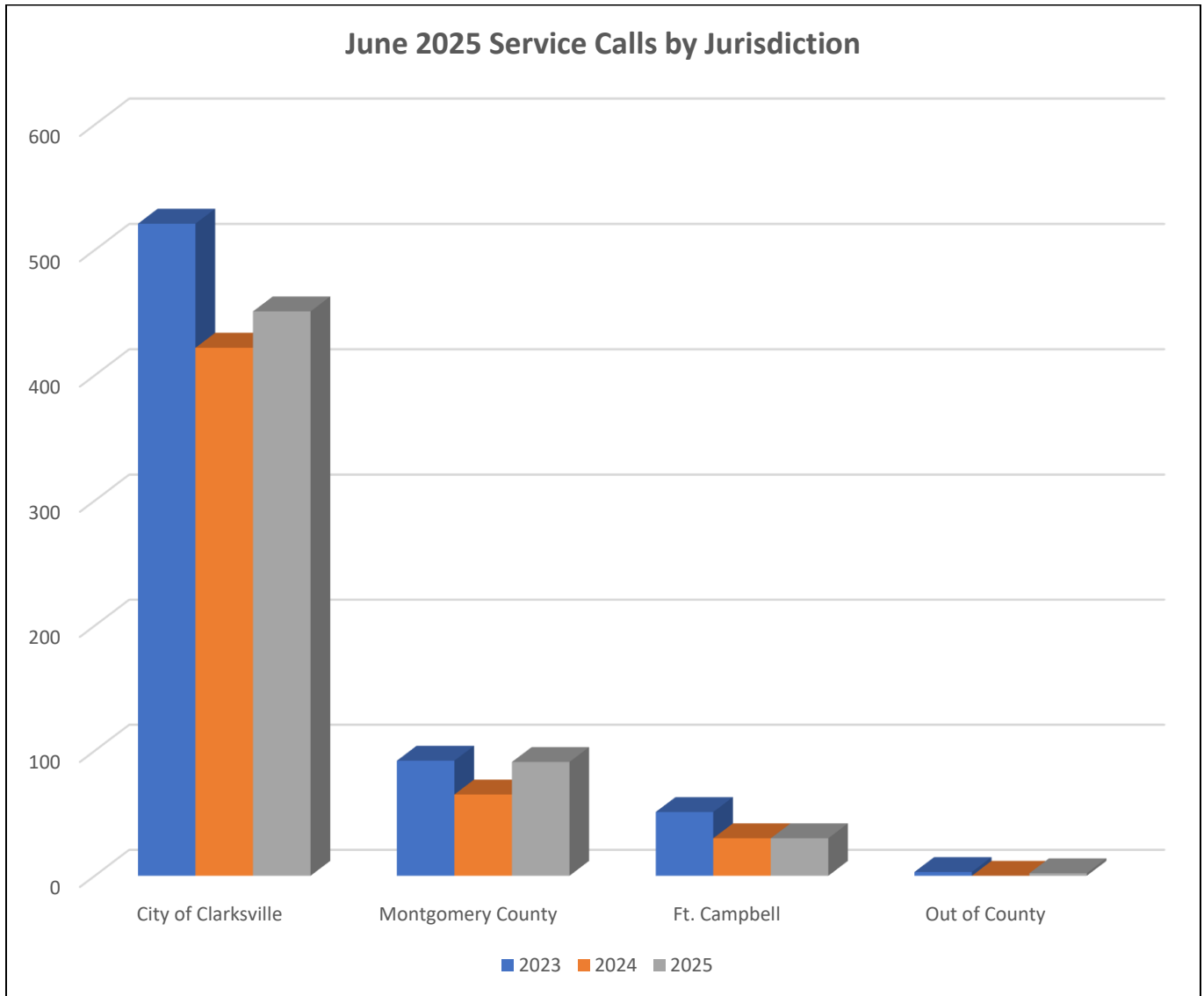
Service Calls by Zone	574
East City	153
East County	61
West City	298
West County	30
Ft. Campbell	30
Other	2



June 2025 Shelter Report

Activity Calls by Jurisdiction

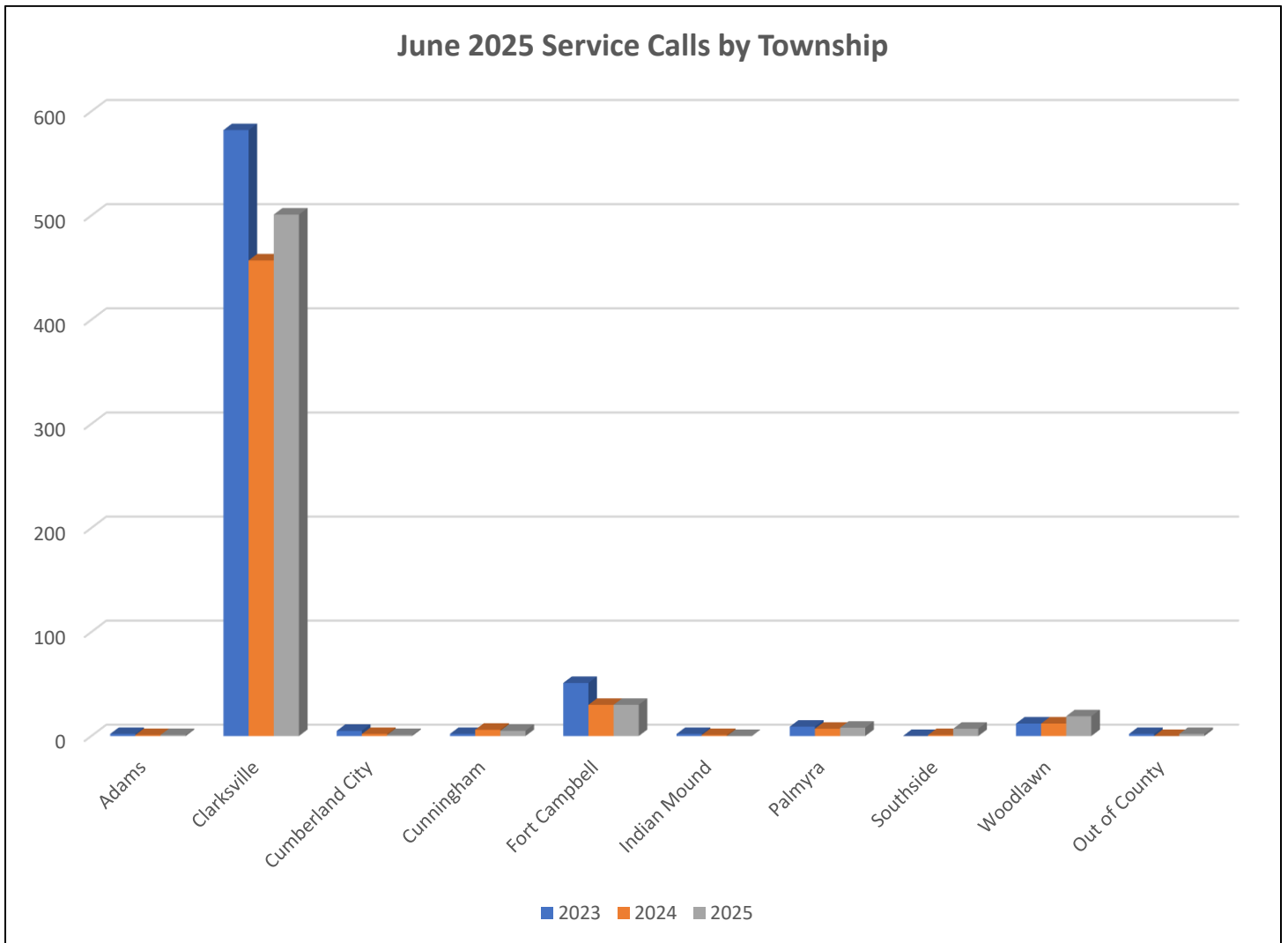
Service Calls by Jurisdiction		574
City of Clarksville		451
Montgomery County		91
Ft. Campbell		30
Out of County		2



June 2025 Shelter Report

Activity Calls by Townships

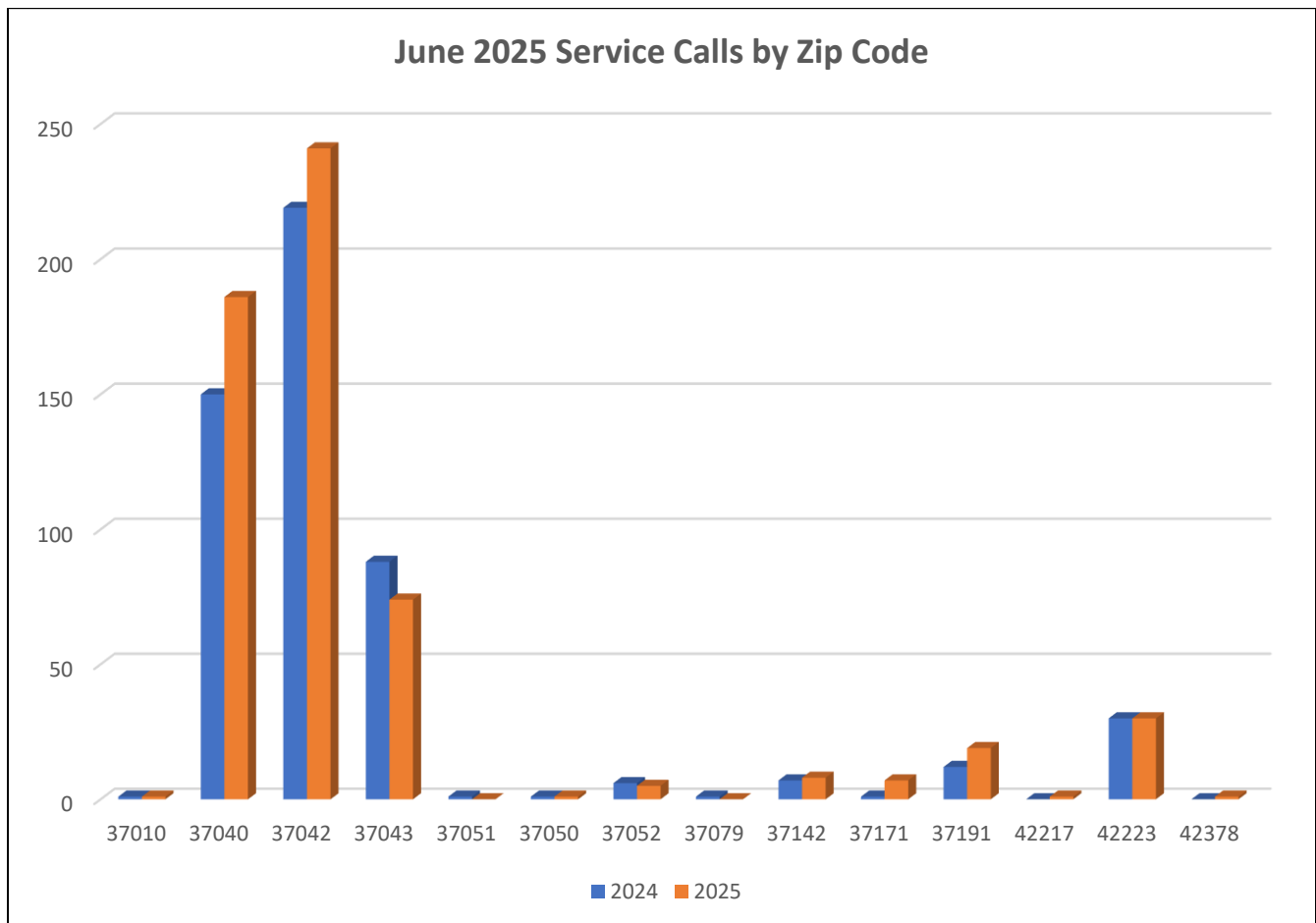
Service Calls by Township	574
Adams	1
Clarksville	501
Cumberland Furnace	0
Cumberland City	1
Cunningham	5
Fort Campbell	30
Indian Mound	0
Palmyra	8
Southside	7
Woodlawn	19
Other	2



June 2025 Shelter Report

Service Calls by Zip Code

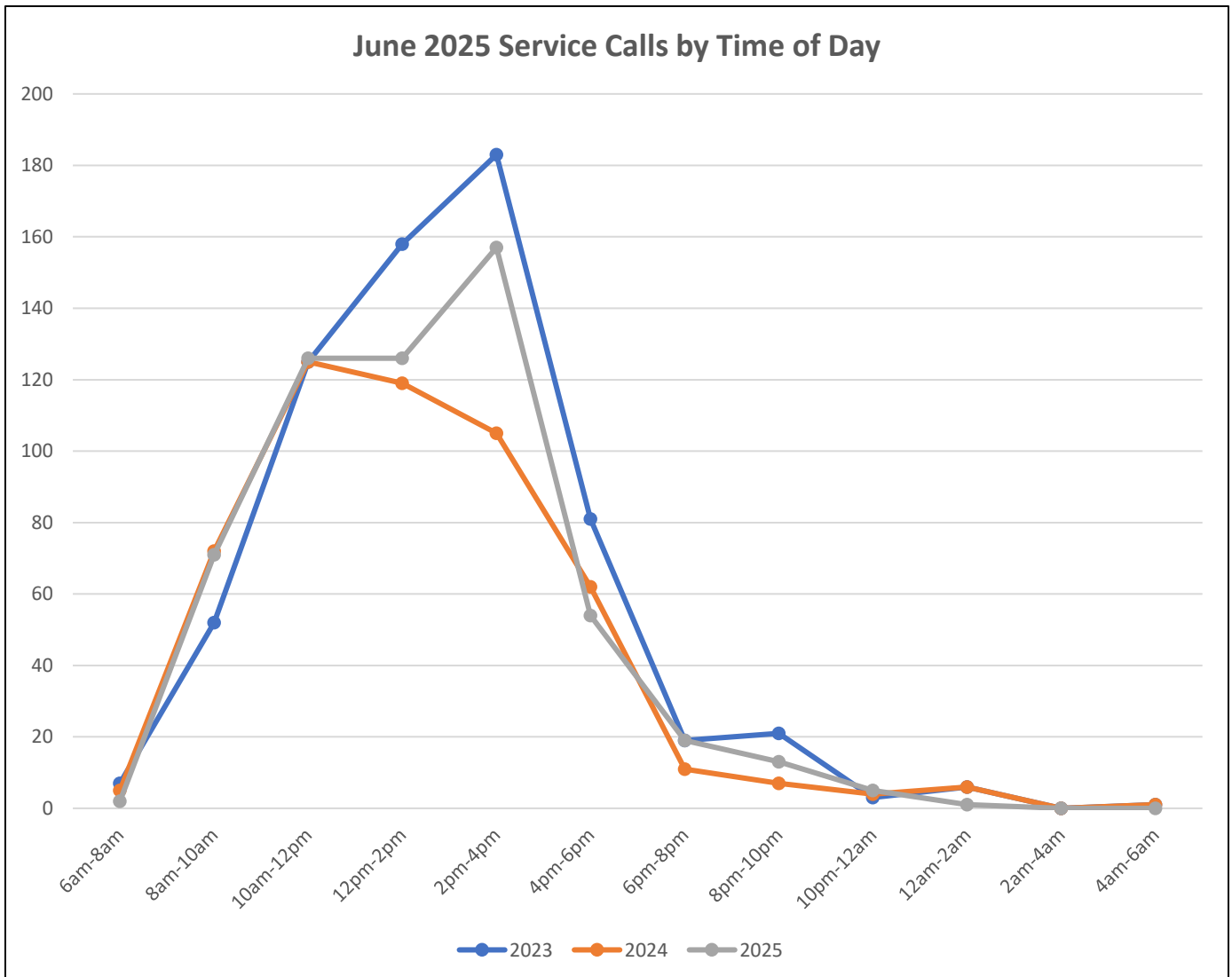
Service Calls Outcomes	574
37010	1
37040	186
37042	241
37043	74
37050	1
37051	0
37052	5
37072	0
37079	0
37091	0
37142	8
37171	7
37191	19
42223	30
Other	2



June 2025 Shelter Report

Activity by Time of Day

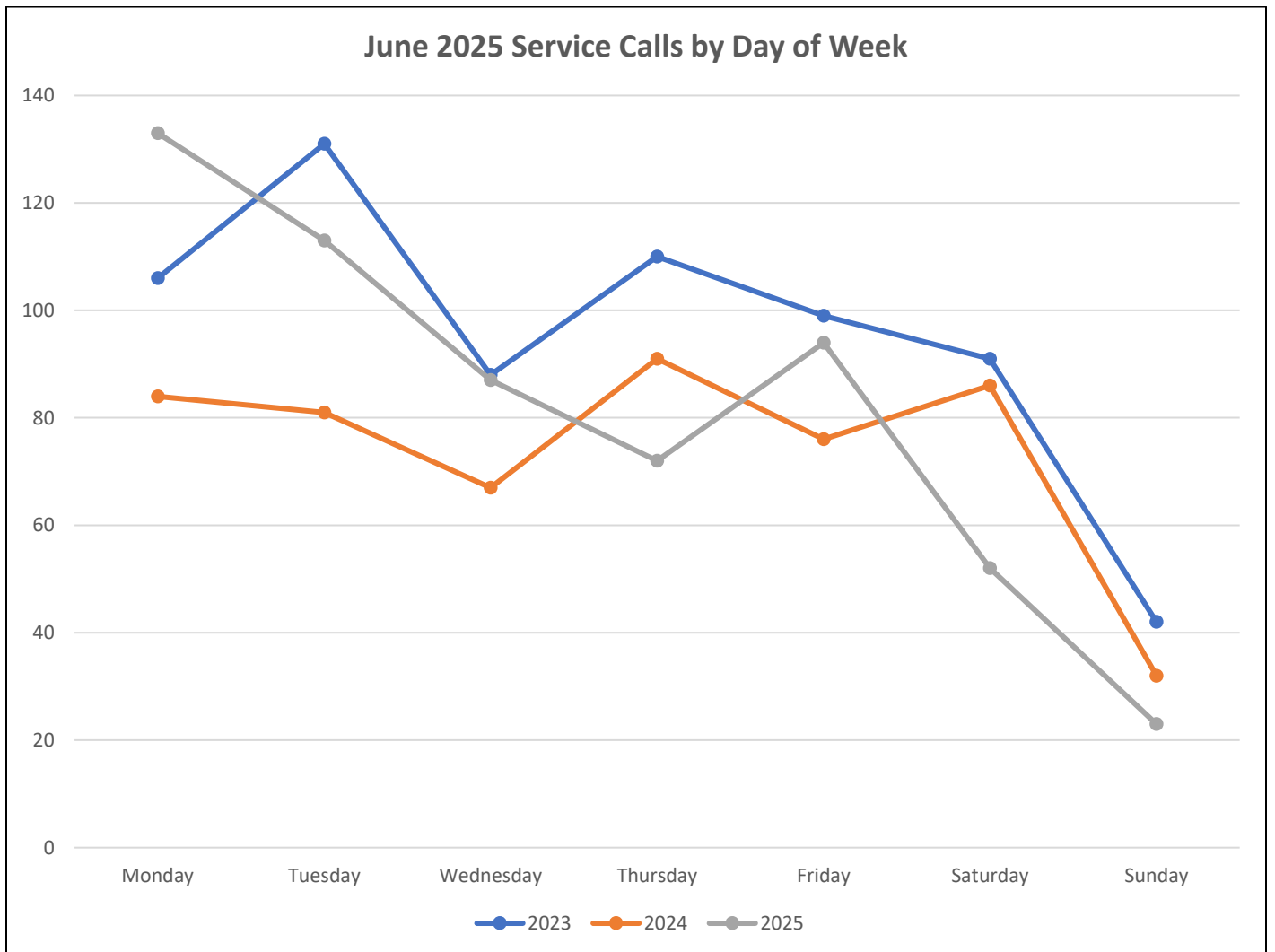
Service Calls by Time of Day	574
6am to 8am	2
8am to 10am	71
10am to 12pm	126
12pm to 2pm	126
2pm to 4pm	157
4pm to 6pm	54
6pm to 8pm	19
8pm to 10pm	13
10pm to 12am	5
12am to 2am	1
2am to 4am	0
4am to 6am	0



June 2025 Shelter Report

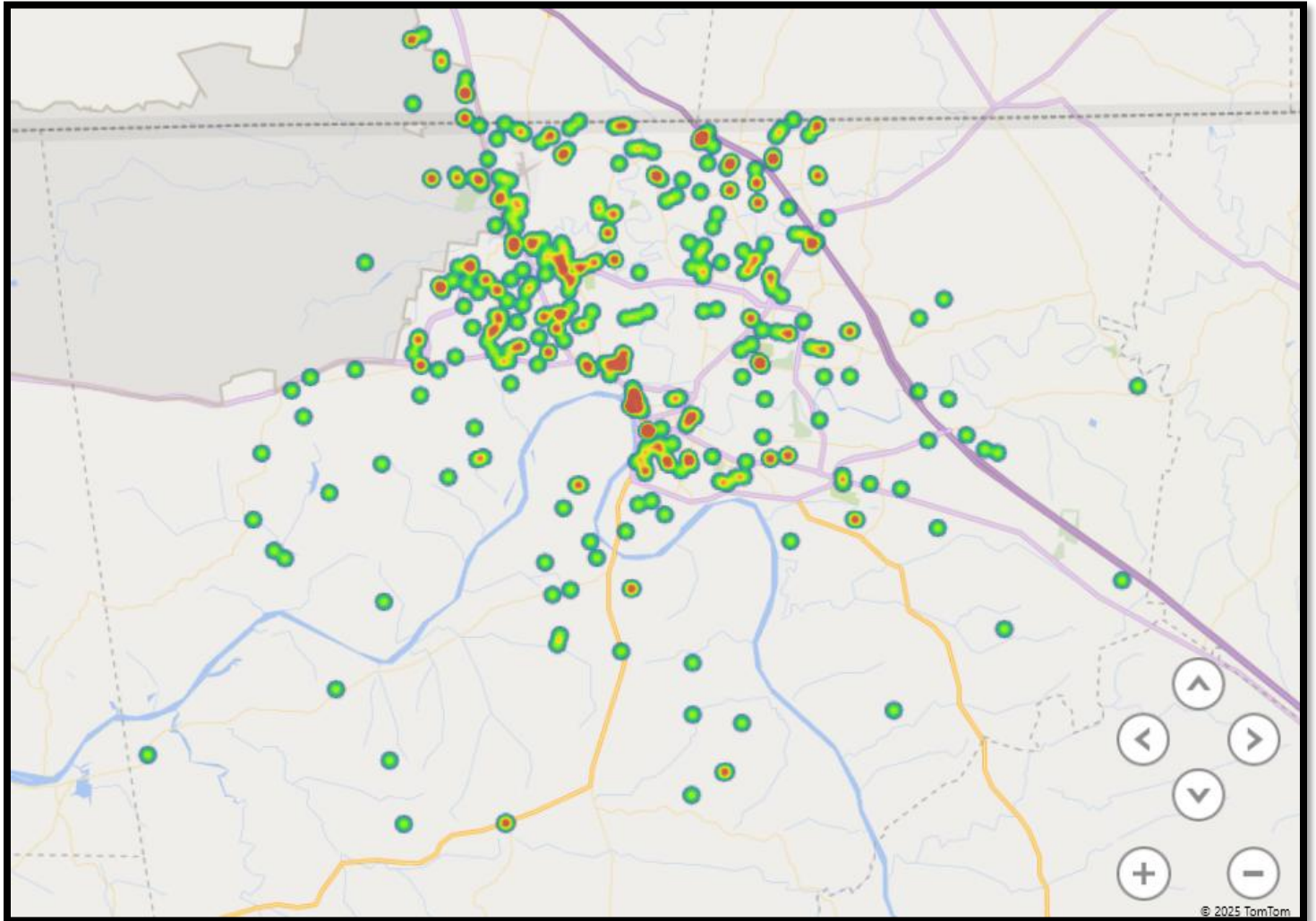
Activity by Day of Week

Service Calls by Day	574
Monday	133
Tuesday	113
Wednesday	87
Thursday	72
Friday	94
Saturday	52
Sunday	23



June 2025 Shelter Report

Activity Heat Map

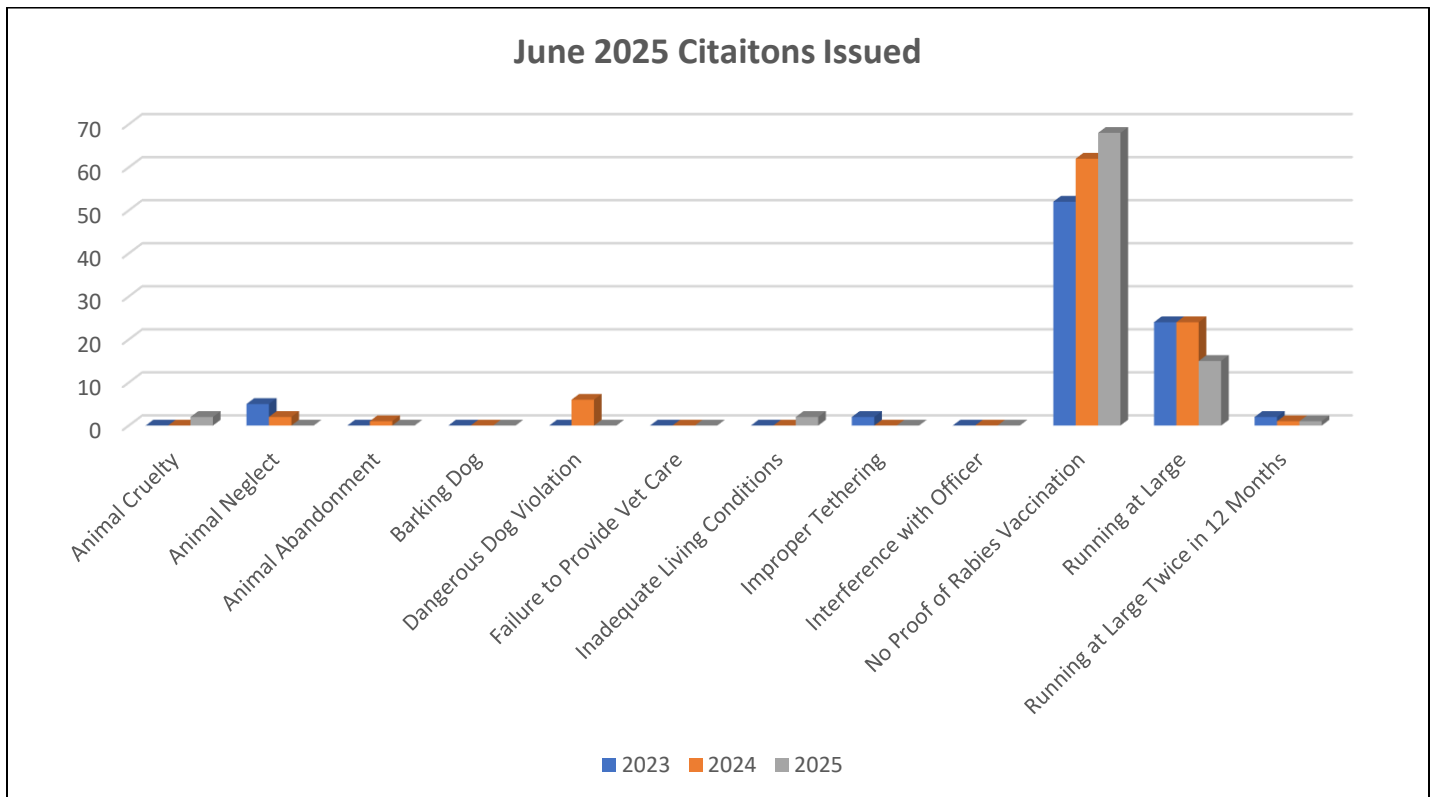


June 2025 Shelter Report

Citations Issued

Citations Issued	88
Animal Cruelty	2
Animal Neglect	0
Animal Abandonment	0
Barking Dog	0
Dangerous Dog Violation	0
Failure to Provide Veterinary Care	0
Inadequate Living Conditions	2
Improper Tethering	0
Interference with Officer	0
No Proof of Rabies Vaccination	68
Public Nuisance	0
Running at Large	15
Running at Large Twice in 12 Months	1
Running at Large Fourth in 12 Months	0

Citation Outcomes	88
Sent to General Sessions	31
Rectified Prior to Court	13
Pending	41
Warning Citation	3



2025 Totals

Activity	Jan.	Feb.	Mar.	Apr.	May	Jun.	Jul.	Aug.	Sep.	Oct.	Nov.	Dec.	Total	2024	Trend	% Change
Owner Surrenders	59	64	48	70	67	67							308	625	739	
Intakes	327	308	390	398	496	504							1,919	5,076	4,605	
Stray Dog	140	142	175	138	129	127							724	2,058	1,737	
Stray Cat	71	73	78	114	198	171							534	1,518	1,281	
Calls for Service	481	434	657	638	644	575							2,854	7,026	6,849	
Euthanasia dog	40	50	43	47	48	45							228	499	547	
Euthanasia Cat	12	13	17	13	26	46							81	329	194	
Microchips Issued	138	134	155	155	108	188							690	1,905	1,656	
Adoptions	147	136	148	134	140	197							705	1,909	1,692	
Rescue/Transfer	71	35	79	76	87	69							348	886	835	
Incoming Phone Calls	1,958	1,825	2,177	2,160	2,397	2,321							10,517	26,144	25,240	
Visitors	1,354	1,253	1,993	1,568	1,083	2,775							7,251	16,594	17,402	

Live Release Rate%	Jan.	Feb.	Mar.	Apr.	May	Jun.	Jul.	Aug.	Sep.	Oct.	Nov.	Dec.	Total	2024	% Change
Dogs	81%	83%	85%	84%	73%	80%							81.25%	82%	
Cats	89%	85%	85%	88%	85%	78%							85%	82%	
Total Live Release	84%	84%	85%	85%	79%	79%							83.5%	82%	

2024 Totals

Activity	Jan.	Feb.	Mar.	Apr.	May	Jun.	Jul.	Aug.	Sep.	Oct.	Nov.	Dec.	Total	2023	Trend	% Change
Owner Surrenders	52	44	29	56	44	49	62	69	67	61	44	46	625	661	642	
Intakes	340	329	336	411	476	491	542	504	431	474	361	380	5,076	4,438	5,202	
Stray Dog	166	178	167	156	185	171	197	170	163	173	156	176	2,058	1,792	2,071	
Stray Cat	63	64	74	107	170	181	221	169	136	153	100	80	1,518	1,411	1,605	
Calls for Service	540	554	623	609	583	517	619	692	625	665	499	500	7,026	7,130	7,232	
Euthanasia dog	37	54	15	28	56	52	71	38	41	40	31	36	499	419	518	
Euthanasia Cat	10	16	9	26	18	24	57	33	46	58	14	18	329	383	356	
Microchips Issued	152	102	149	150	137	137	158	197	156	193	193	181	1,905	1,438	1,837	
Adoptions	141	122	155	129	131	132	174	193	178	197	174	183	1,909	1,607	1,862	
Rescue/Transfer	53	54	57	79	134	105	91	84	58	73	42	55	886	972	945	
Incoming Phone Calls	1,926	2,200	2,421	2,507	2,296	2,295	2,552	2,363	2,091	2,510	1,598	1,385	26,144	26,816	27,793	
Visitors	1,081	1,364	1,411	941	1,120	1,262	1,576	1,699	1,402	1,421	1,560	1,757	16,594		15,932	

Live Release Rate%	Jan.	Feb.	Mar.	Apr.	May	Jun.	Jul.	Aug.	Sep.	Oct.	Nov.	Dec.	Total	2023	% Change
Dogs	76%	76%	93%	88%	79%	78%	73%	86%	82%	83%	85%	85%	82%		
Cats	89%	80%	91%	81%	91%	84%	72%	81%	67%	71%	87%	86%	82%		
Total Live Release	80%	77%	92%	85%	84%	81%	73%	84%	76%	77%	86%	85%	82%		

2023 Totals

Activity	Jan.	Feb.	Mar.	Apr.	May	Jun.	Jul.	Aug.	Sep.	Oct.	Nov.	Dec.	Total	2022	% Change
Owner Surrenders	49	50	56	63	70	41	52	44	41	30	32	36	564	661	-14.6%
Intakes	348	334	354	386	478	427	426	412	419	450	379	319	4,732	4,438	6.2%
Stray Dog	148	139	179	172	198	166	185	170	161	162	163	134	1,977	1,792	9.3%
Stray Cat	85	74	57	101	134	141	114	131	164	152	116	85	1,654	1,411	14.6%
Calls for Service	641	609	745	703	742	667	555	601	561	556	519	522	7,421	7,130	4%
Euthanasia dog	42	34	47	46	48	66	60	53	59	53	47	28	553	419	30%
Euthanasia Cat	15	15	21	17	16	34	61	52	48	57	29	15	380	383	.7%
Microchips Issued	109	123	123	124	160	131	140	110	132	182	154	143	1,631	1,438	11.8%
Adoptions	122	130	121	106	147	131	144	113	138	171	152	133	1,608	1,607	.2%
Rescue/Transfer	68	44	54	70	39	52	23	38	51	51	36	47	573	972	-41%
Incoming Phone Calls	2,347	1,913	2,345	2,225	2,540	2,246	2,266	2,454	2,131	2,257	1,967	2,125	26,816	--	--

Live Release Rate%	Jan.	Feb.	Mar.	Apr.	May	Jun.	Jul.	Aug.	Sep.	Oct.	Nov.	Dec.	Total	2022	% Change
Dogs	89%	83%	81%	80%	82%	71%	75%	74%	67%	75%	80%	76%	78%	84%	-9%
Cats	91%	84%	78%	83%	85%	72%	57%	54%	71%	69%	80%	88%	76%	72%	5.2%
Total Live Release	90%	83%	80%	81%	82%	71%	68%	67%	69%	72%	80%	82%	77%	80%	-3.7%

2022 Totals

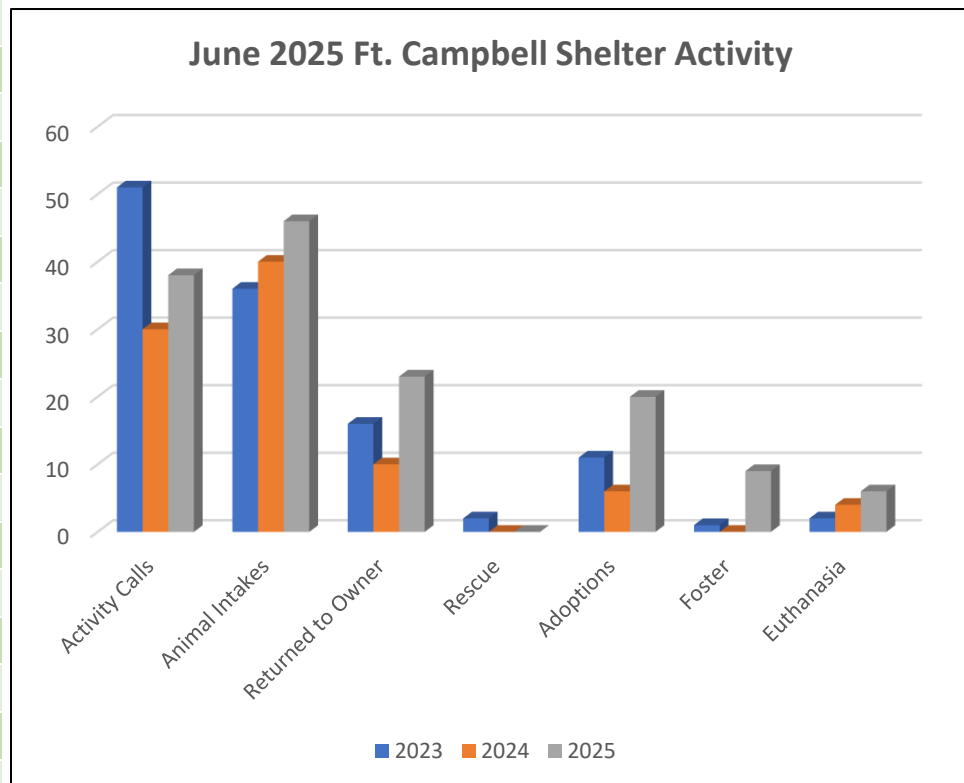
Activity	Jan.	Feb.	Mar.	Apr.	May	Jun.	Jul.	Aug.	Sep.	Oct.	Nov.	Dec.	Total	2021	% Change
Owner Surrenders	31	110	75	41	31	56	36	47	54	48	49	52	661	633	4%
Intakes	234	320	329	313	384	396	313	508	456	434	369	382	4,438	3,761	15%
Stray Dog	114	109	150	108	119	129	158	202	171	153	166	192	1,792	1,435	20%
Stray Cat	67	47	80	129	195	175	91	177	164	146	78	62	1,411	1,065	25%
Calls for Service	397	409	614	615	592	628	637	649	630	642	636	681	7,130	5,328	25%
Euthanasia dog	19	32	27	21	24	35	36	64	55	27	50	64	419	232	45%
Euthanasia Cat	11	27	30	18	29	84	42	52	73	66	46	18	383	350	8%
Microchips Issued	128	99	150	123	140	144	193	172	128	170	135		1,438	1,636	-12%
Adoptions	137	99	142	122	110	142	184	187	141	186	122	177	1,607	1,523	5%
Rescue/Transfer	60	68	75	131	77	68	35	85	83	63	46	67	790	972	-18%
Incoming Phone Calls	**	**	**	**	**	**	**	**	**	2,400	2,192	2,155	6,747	---	---

Live Release Rate%	Jan.	Feb.	Mar.	Apr.	May	Jun.	Jul.	Aug.	Sep.	Oct.	Nov.	Dec.	Total	2021	% Change
Dogs	89.4%	83%	87%	91%	88%	85%	86%	76%	76%	89%	76%	77%	84%	86%	-2%
Cats	90%	73%	75%	88%	78%	54%	71%	71%	56%	65%	60%	87%	72%	72%	0%
Total Live Release	89.4%	80%	83%	90%	84%	72%	80%	74%	67%	78%	71%	81%	80%	85%	-5%



June 2025 Ft. Campbell Shelter Report

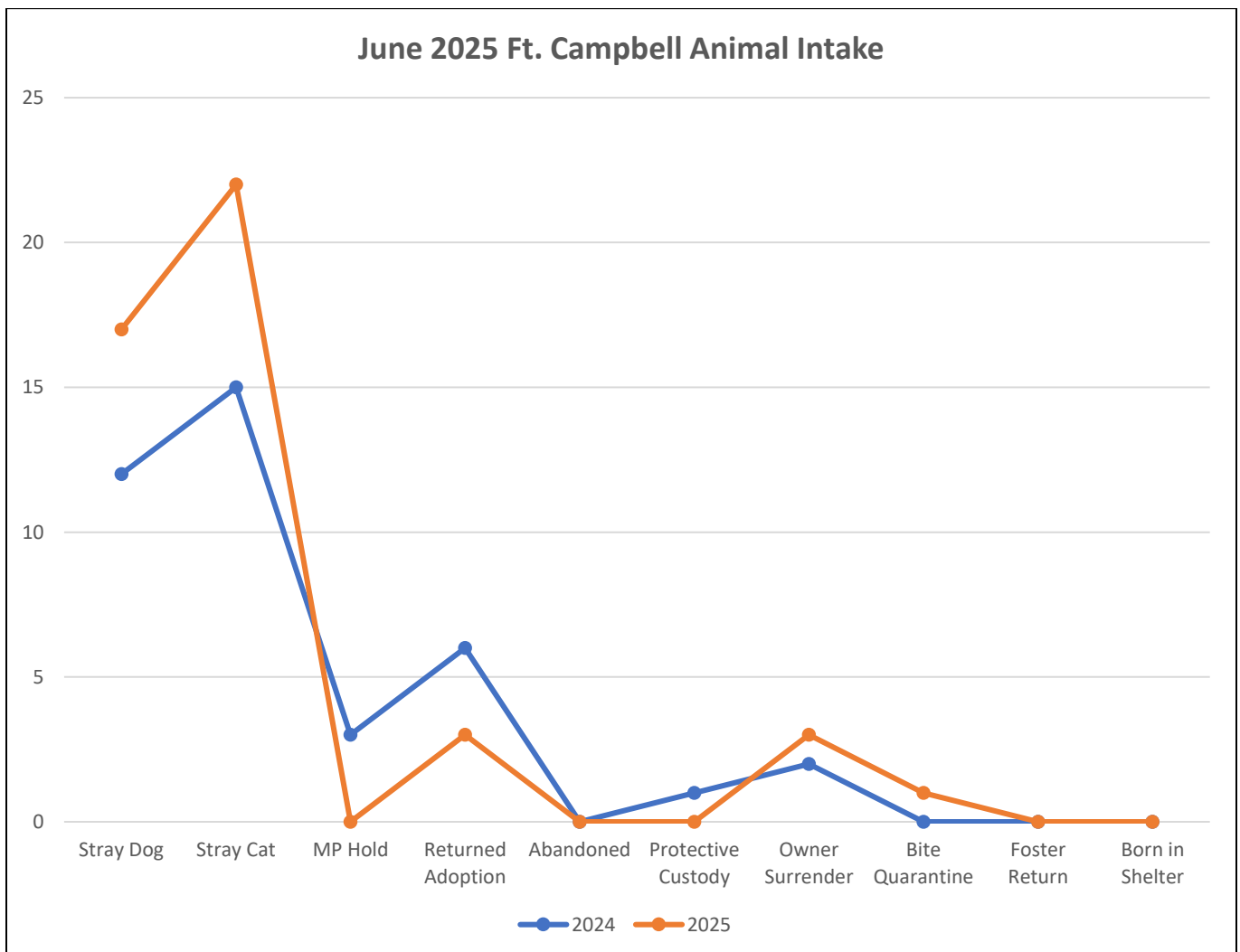
June 2025	
Activity Calls	42
Animal Intakes	46
Dogs	23
Cats	23
Other	0
Incoming Per Day	1.5
Returned to Owner	23
Dogs – In Field	1
Cats – In Field	0
Dogs – From Shelter	20
Cats – From Shelter	2
Transfers	0
Dogs Transferred	0
Cats Transferred	0
Animals Adopted	20
Dogs Altered	1
Dogs Unaltered	7
Cats Altered	4
Cats Unaltered	8
Rabbit	0
Fostered	9
Dogs Fostered	0
Cats Fostered	9
Euthanasia	6
Dogs Euthanized	2
Cats Euthanized	4
TNR/Returned to Field	0
Visitors to Shelter	220
Avg. Visitors per Day	4.2



June 2025 Ft. Campbell Shelter Report

Animal Intake Reasons

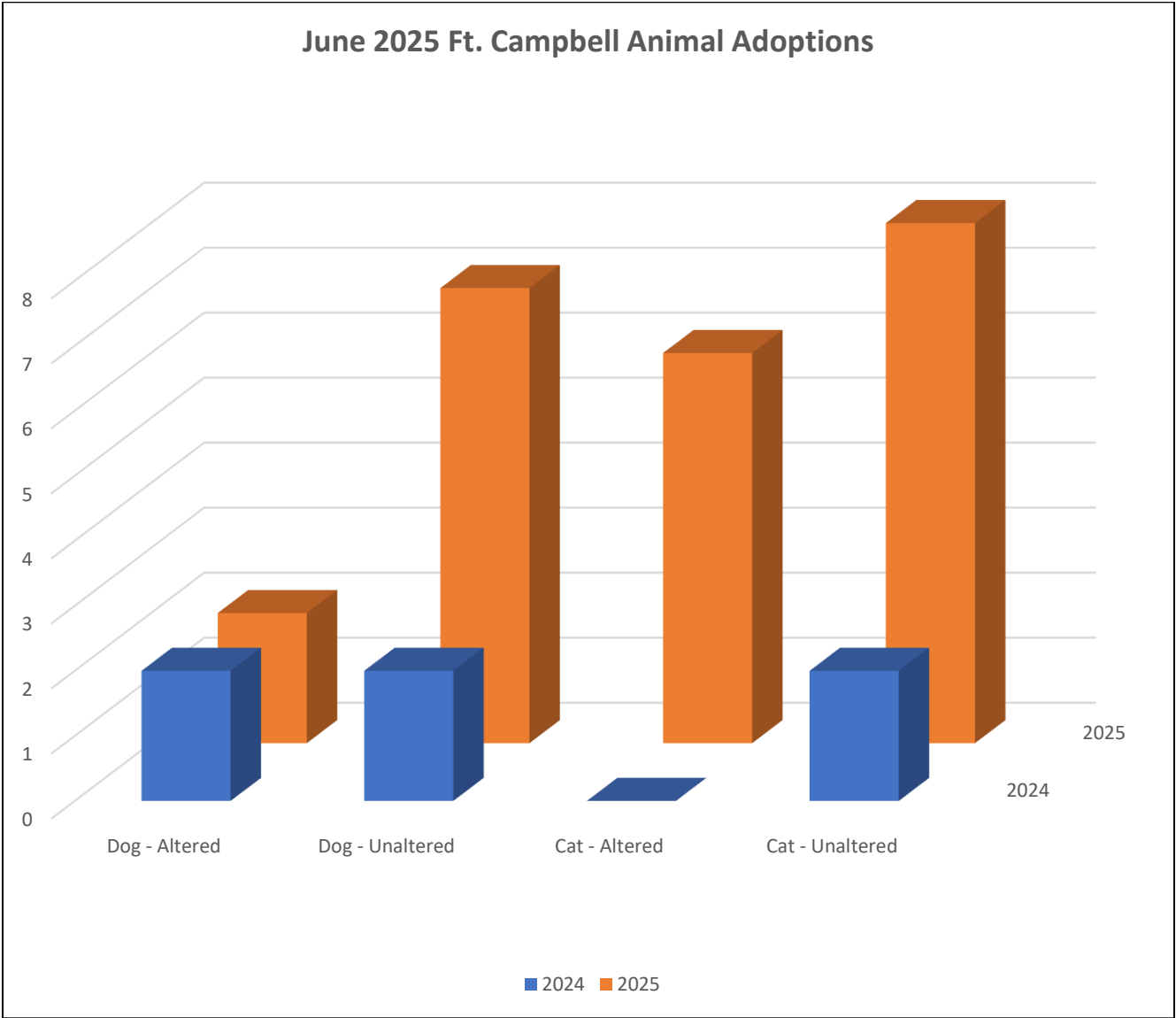
Intake Reasons	46
Stray Dog	17
Stray Cat	22
MP Hold	0
Returned Adoption	3
Abandoned	0
Protective Custody	0
Owner Surrender	3
Bite Quarantine	1
Foster Return	0
Born in Shelter	0



June 2025 Ft. Campbell Shelter Report

Animal Adoptions

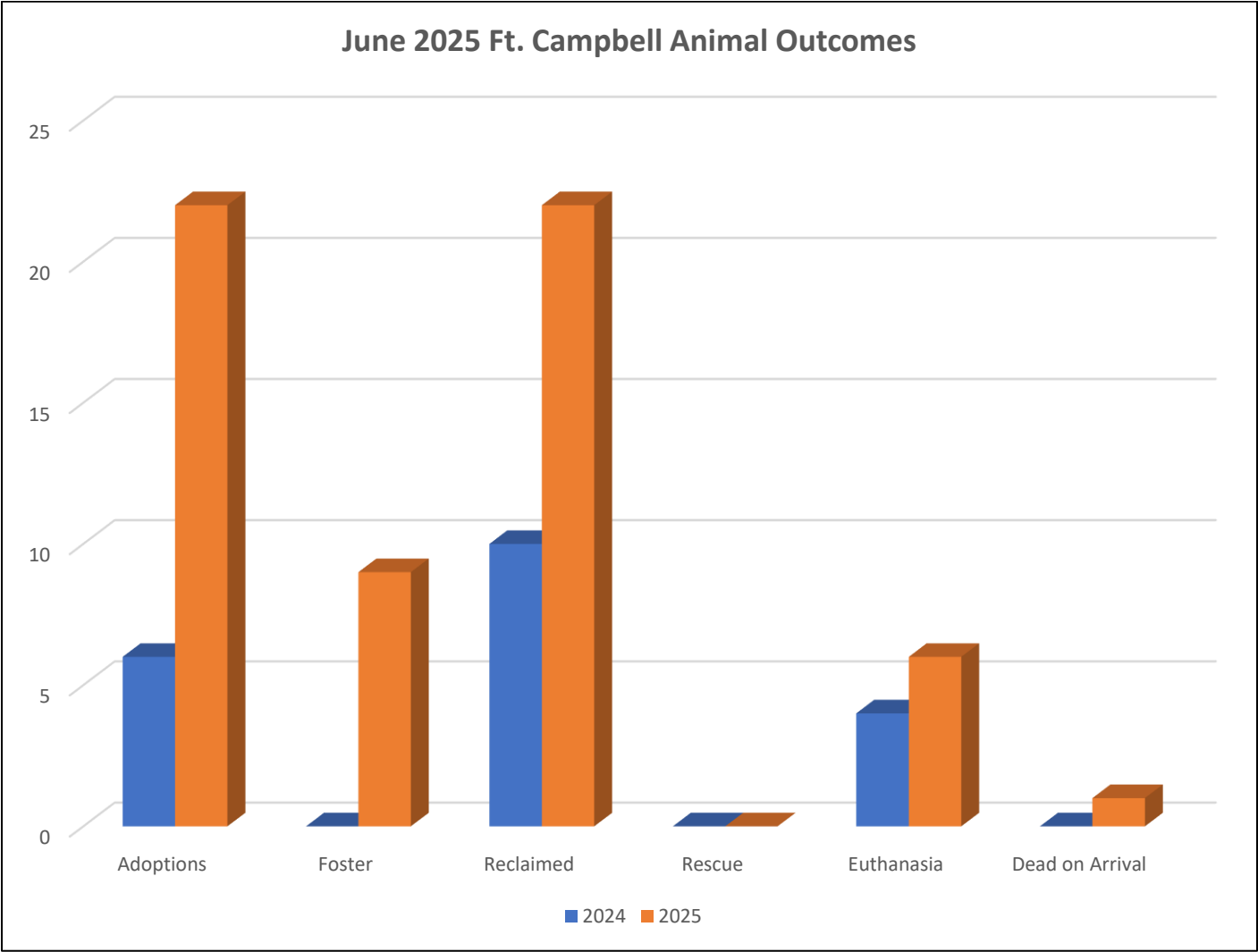
Adoptions	20
Dogs/Puppies – Altered	1
Dogs/Puppies – Unaltered	7
Cats/Kittens – Altered	4
Cats/Kittens – Unaltered	8



June 2025 Ft. Campbell Shelter Report

Outcomes

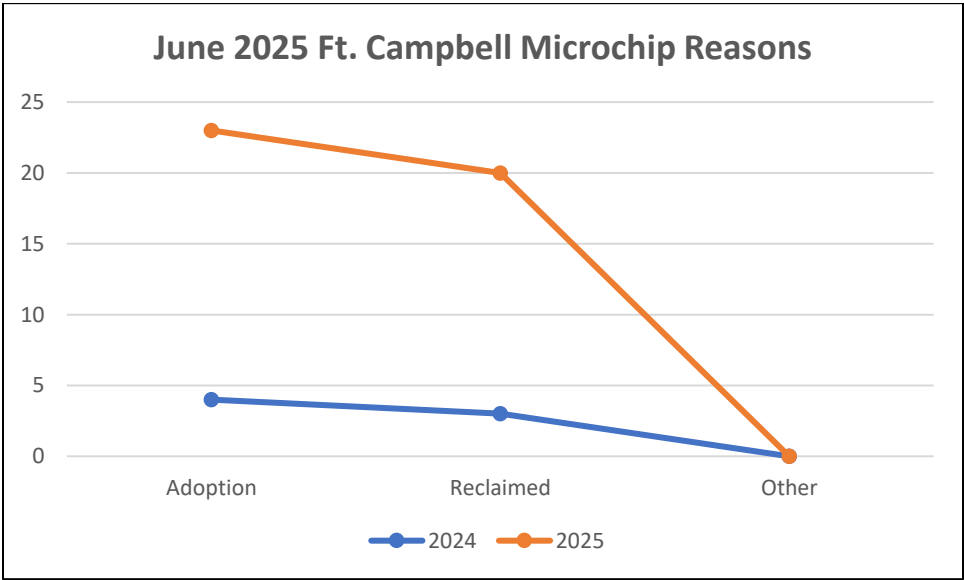
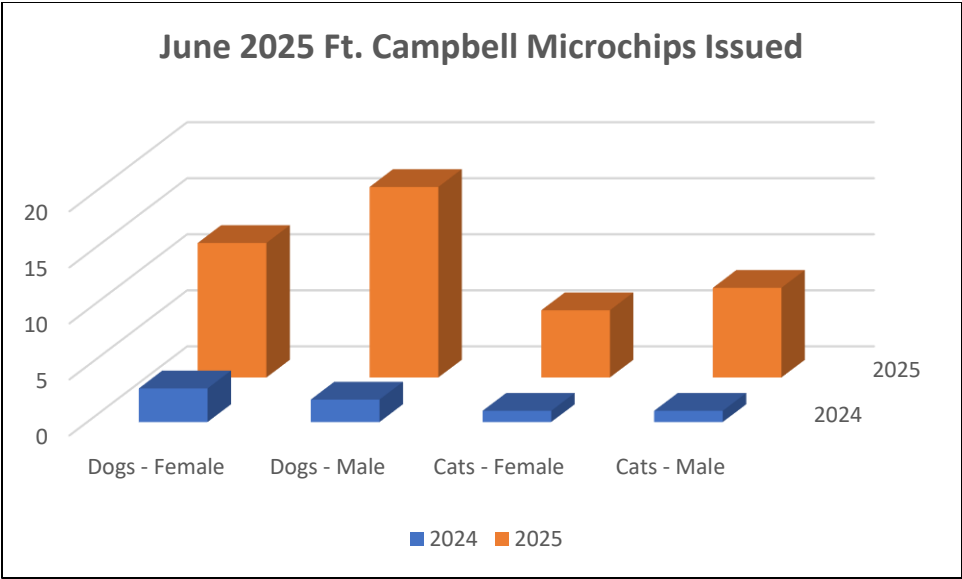
Animal Outcomes	58
Adoptions	20
Fostered	9
Reclaimed	22
Transferred to Rescue	0
Euthanasia	6
Dead on Arrival	1



June 2025 Ft. Campbell Shelter Report

Microchips Issued

Microchips Implanted	14
Dogs – Female	3
Dogs – Male	3
Cats – Female	6
Cats – Male	2
Adoptions	11
Reclaimed	1
Other	2

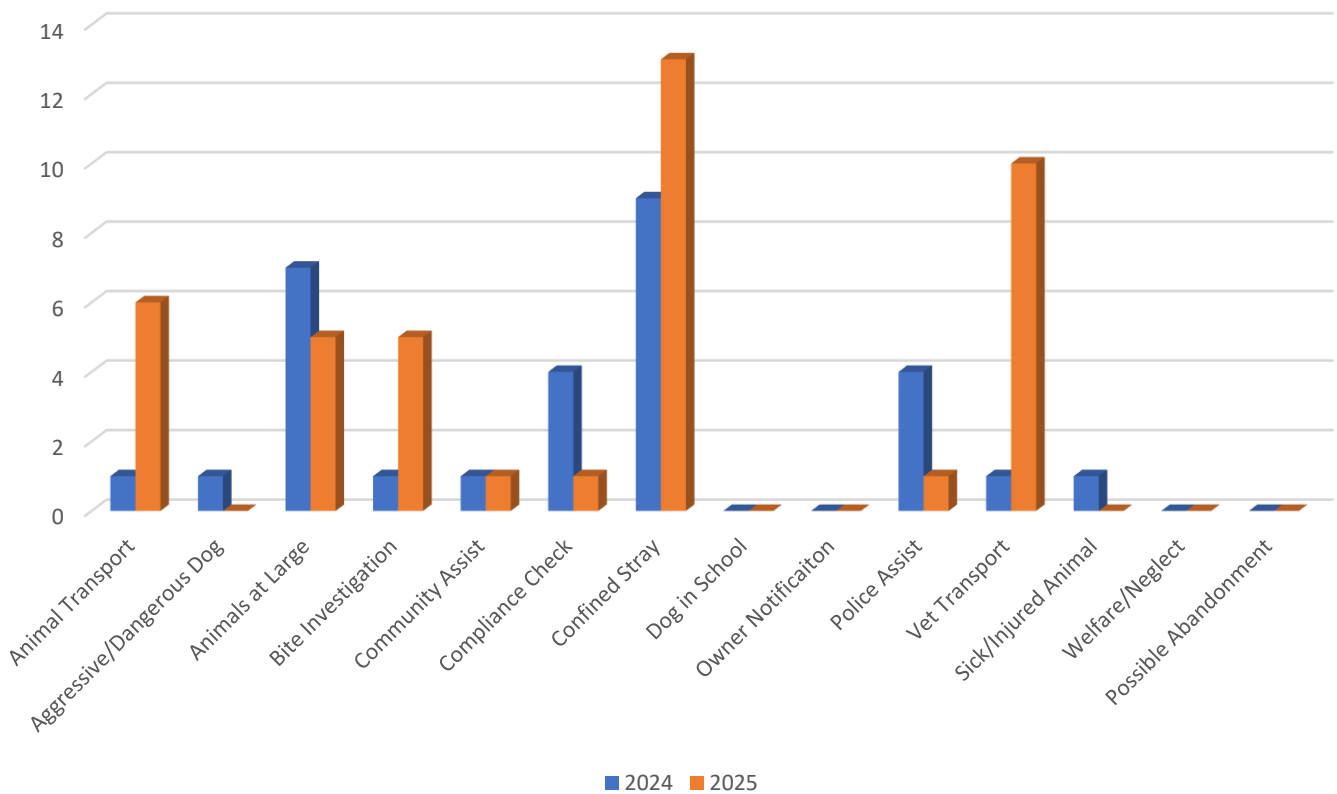


June 2025 Ft. Campbell Shelter Report

Activity Calls

Service Calls	42
Animal Transport	6
Aggressive/Dangerous Dog	0
Animals at Large	5
Bite Investigation	5
Community Assist	1
Compliance Check	1
Confined Stray	13
Dog in School	0
Owner Notification	0
Police Assist	1
Vet Transport	10
Sick/Injured Animal	0
Welfare/Neglect	0
Possible Abandonment	0

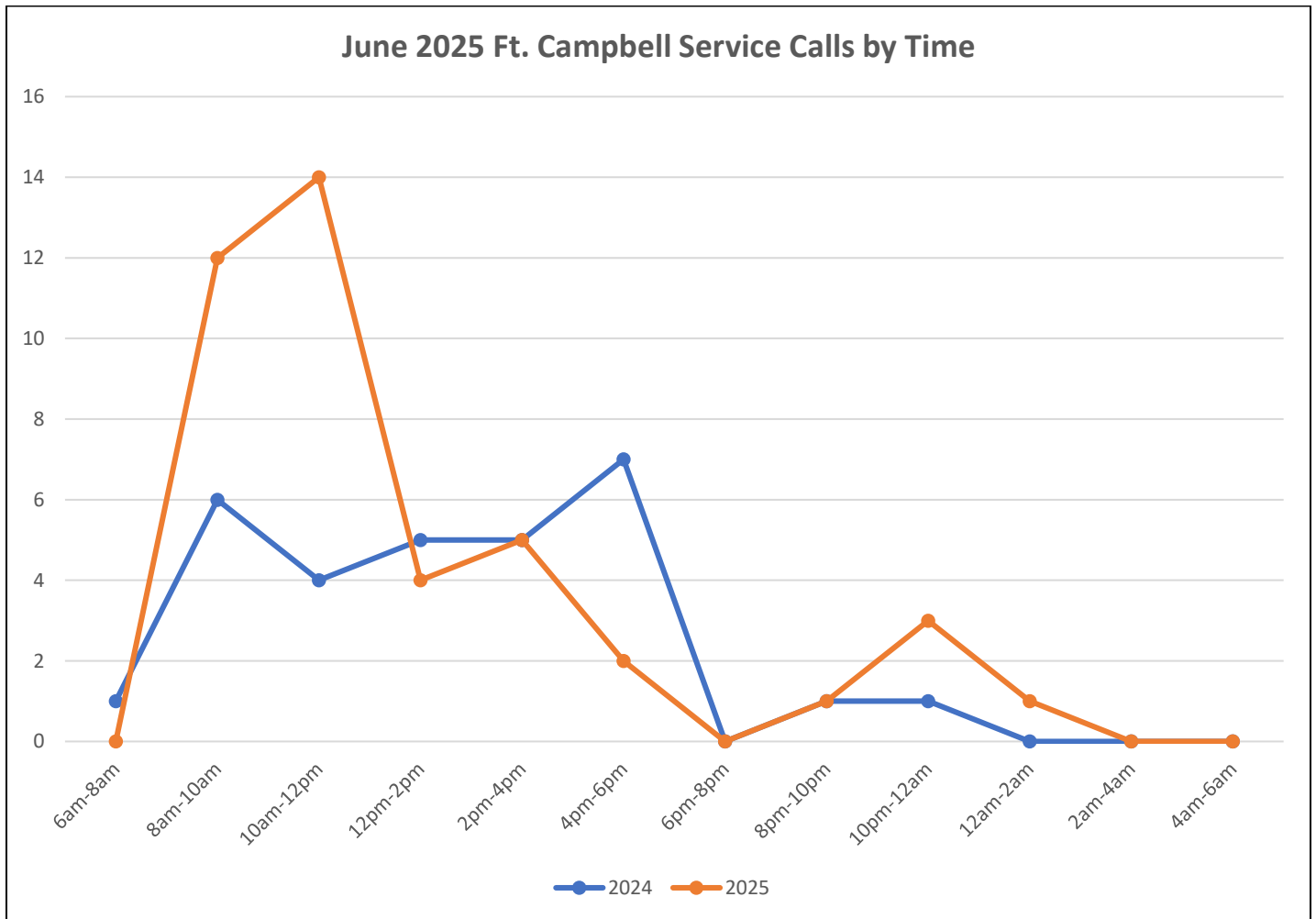
June 2025 Ft. Campbell Service Calls



June 2025 Ft. Campbell Shelter Report

Activity by Time of Day

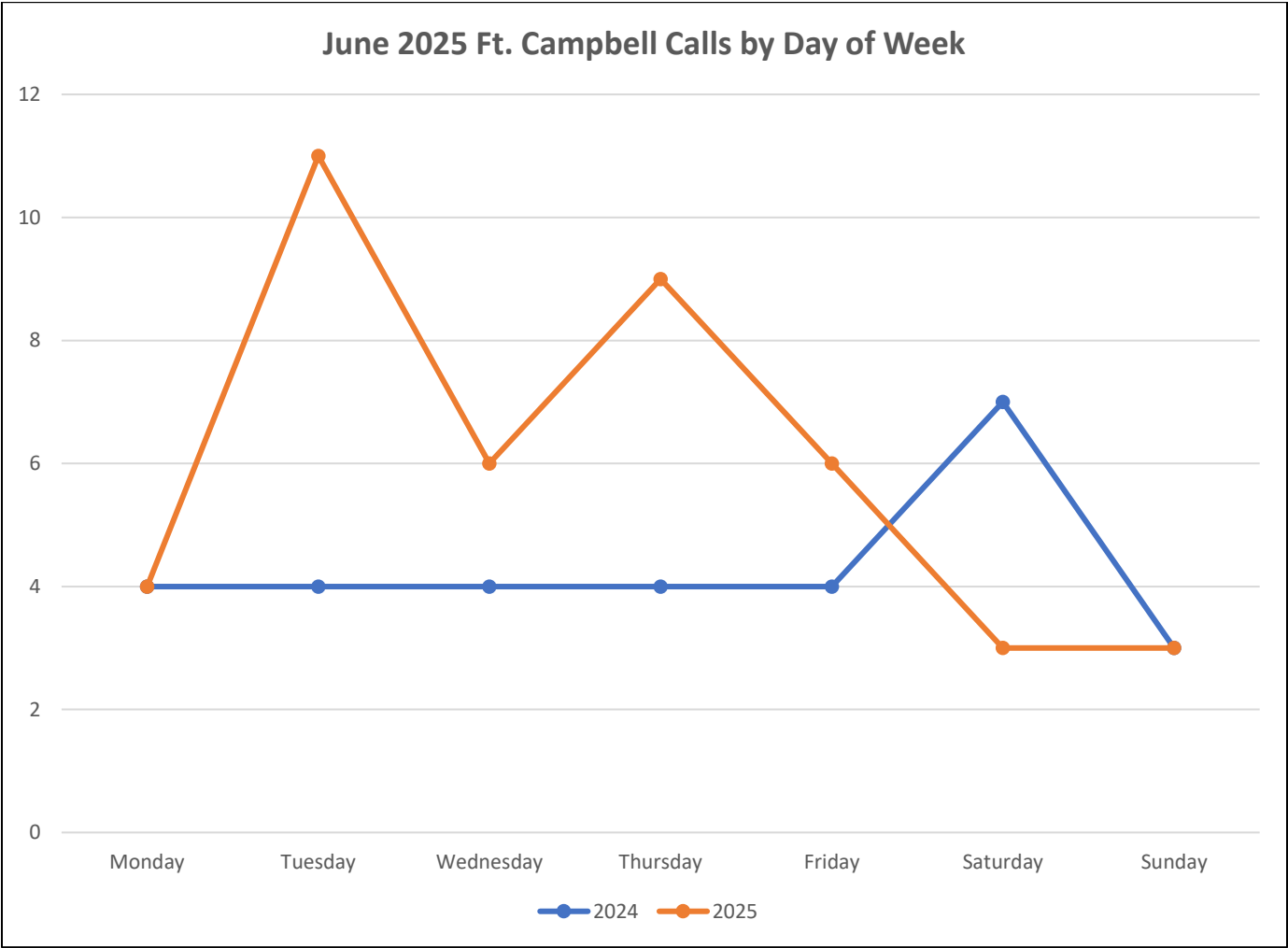
Service Calls by Time of Day	42
6am to 8am	0
8am to 10am	12
10am to 12pm	14
12pm to 2pm	4
2pm to 4pm	5
4pm to 6pm	2
6pm to 8pm	0
8pm to 10pm	1
10pm to 12am	3
12am to 2am	1
2am to 4am	0
4am to 6am	0



June 2025 Ft. Campbell Shelter Report

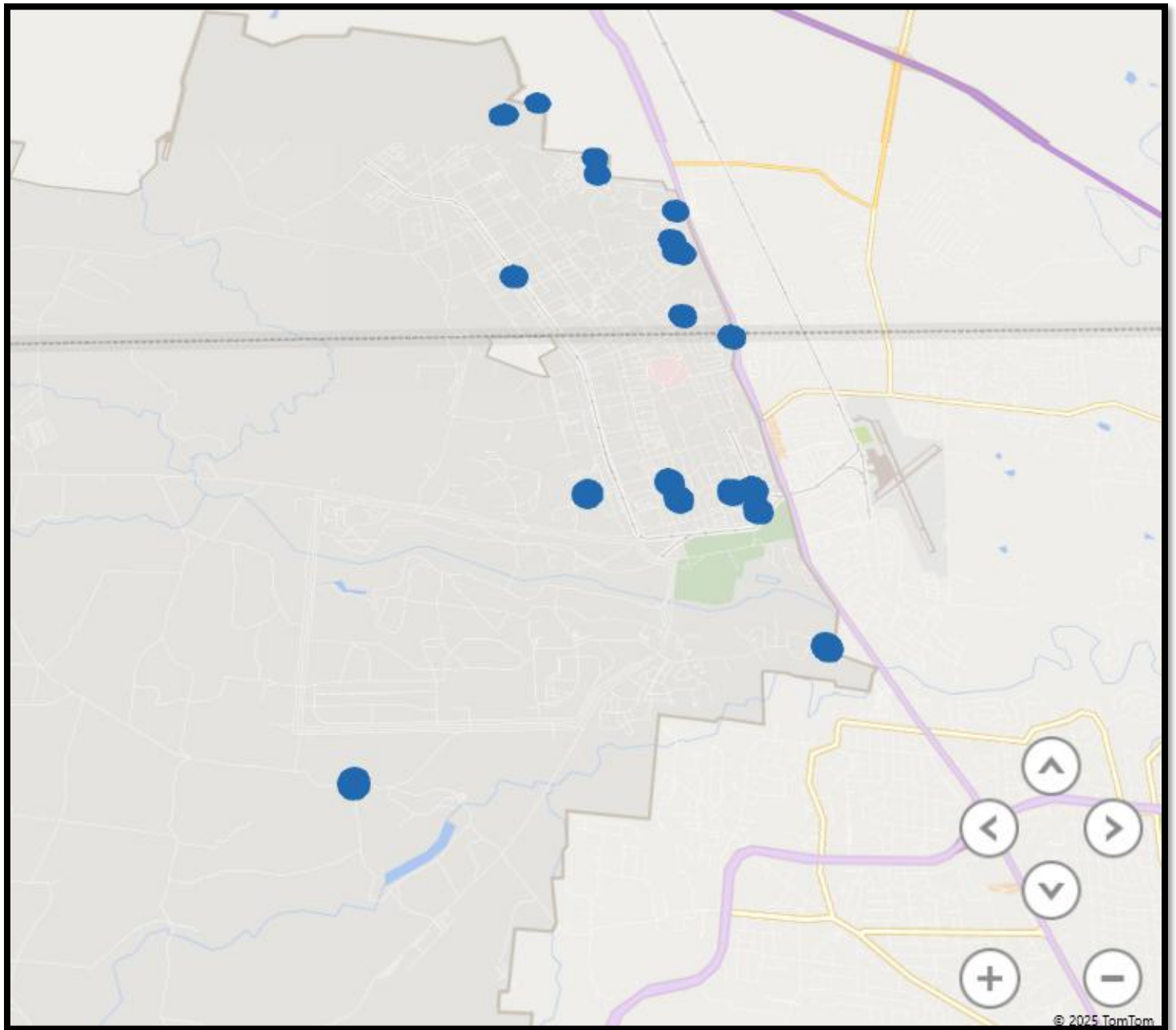
Activity by Day of Week

Service Calls by Day	42
Monday	4
Tuesday	11
Wednesday	6
Thursday	9
Friday	6
Saturday	3
Sunday	3



June 2025 Ft. Campbell Shelter Report

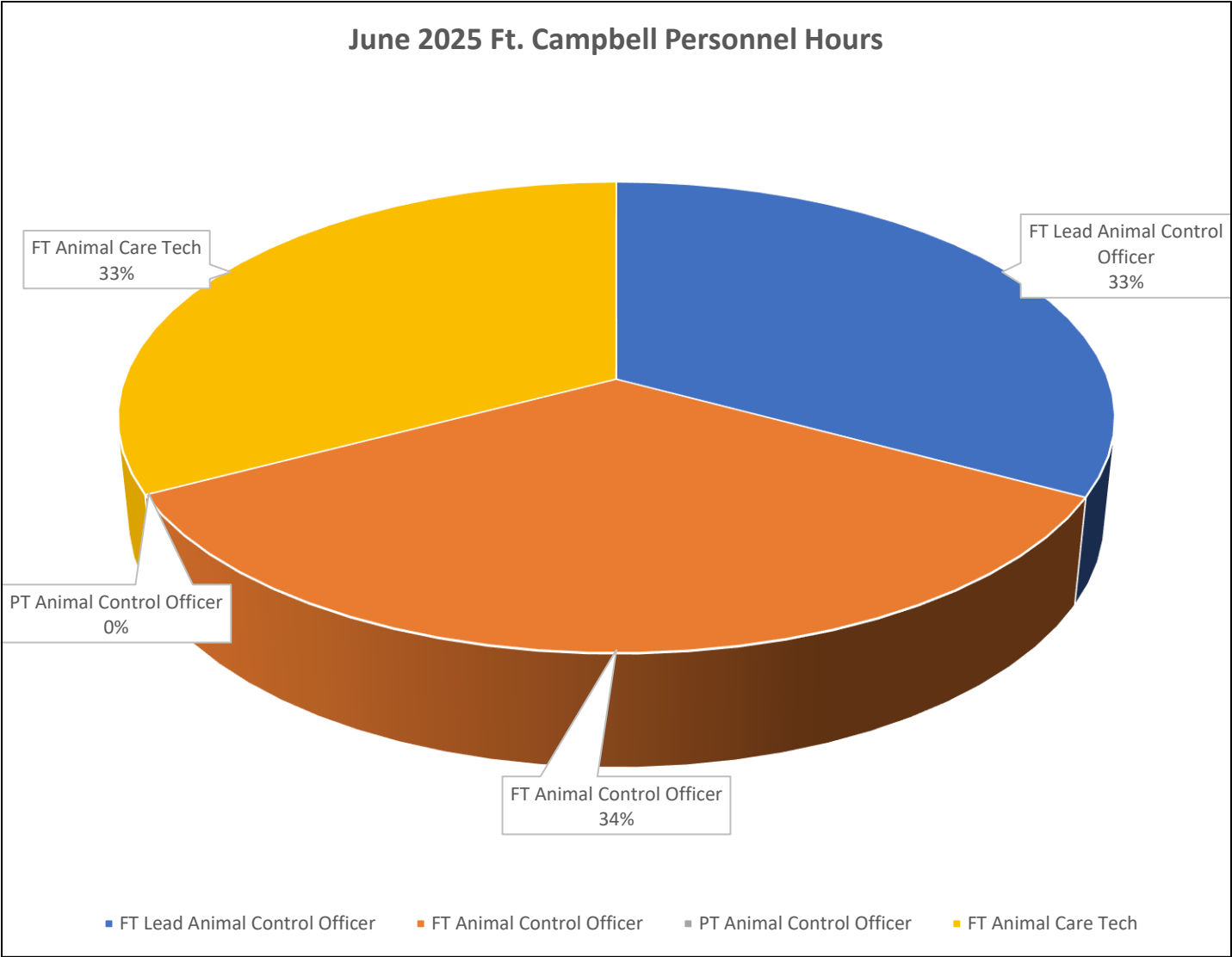
Activity Heat Map



June 2025 Ft. Campbell Shelter Report

Personnel Staffing Hours

Personnel Hours	573
FT Lead Animal Control Officer	188.5
FT Animal Control Officer	197
PT Animal Control Officer	0
FT Animal Care Tech	187.5



2025 Totals

Activity	Jan.	Feb.	Mar.	Apr.	May	Jun.	Jul.	Aug.	Sep.	Oct.	Nov.	Dec.	Total	2024	% Change
Owner Surrenders	6	4	4	8	2	3							27	6	
Intakes	36	33	52	46	50	46							263	368	
Stray Dog	16	18	23	15	14	17							103	185	
Stray Cat	6	10	4	11	12	22							65	133	
Calls for Service	34	36	59	41	38	42							250	400	
Euthanasia dog	1	2	2	1	0	2							8	21	
Euthanasia Cat	0	0	4	0	2	4							10	14	
Microchips Issued	18	18	24	13	14	14							101	164	
Adoptions	13	12	17	16	13	20							91	114	
Rescue/Transfer	6	2	3	1	2	0							14	41	
Incoming Phone Calls	--	--	--	--	--	--	--	--	--	--	--	--	--	--	

Live Release Rate%	Jan.	Feb.	Mar.	Apr.	May	Jun.	Jul.	Aug.	Sep.	Oct.	Nov.	Dec.	Total	2022	% Change
Dogs	93%	92%	95%	96%	100%	93%							94.8%		
Cats	100%	100%	50%	100%	82%	78%							85%		
Total Live Release	96%	94%	88%	97%	93%	87.5%							92.6%		

2024 Totals

Activity	Jan.	Feb.	Mar.	Apr.	May	Jun.	Jul.	Aug.	Sep.	Oct.	Nov.	Dec.	Total	2023	% Change
Owner Surrenders	1	0	0	2	0	0	1	0	0	1	0	1	6	0	
Intakes	31	21	35	46	34	40	40	63	26	45	39	27	368	405	-9%
Stray Dog	19	10	30	29	18	13	18	14	14	19	24	14	185	168	9%
Stray Cat	9	5	2	9	7	15	18	26	6	16	6	7	133	156	-14%
Calls for Service	25	35	54	51	45	30	35	34	38	49	35	34	400	453	-11%
Euthanasia dog	0	4	0	1	1	3	4	2	4	2	1	3	21	11	47%
Euthanasia Cat	1	2	0	1	0	1	1	5	0	4	1	0	14	19	-26%
Microchips Issued	16	15	16	18	10	7	11	21	21	17	31	19	164	153	6.7%
Adoptions	14	13	9	11	8	6	10	12	17	10	18	10	114	146	-21.9%
Rescue/Transfer	1	5	3	2	0	0	8	13	1	4	2	4	41	33	19.5%
Incoming Phone Calls	--	--	--	--	--	--	--	--	--	--	--	--	--	--	

Live Release Rate%	Jan.	Feb.	Mar.	Apr.	May	Jun.	Jul.	Aug.	Sep.	Oct.	Nov.	Dec.	Total	2022	% Change
Dogs	100%	83%	100%	97%	96%	79%	81%	93%	76%	90%	97%	84%	90%		
Cats	92%	75%	100%	75%	100%	75%	92%	58%	100%	67%	80%	100%	84%		
Total Live Release	95%	81%	100%	94%	96%	78%	85%	83%	86%	82%	94%	89%	89%		

2023 Totals

Activity	Jan.	Feb.	Mar.	Apr.	May	Jun.	Jul.	Aug.	Sep.	Oct.	Nov.	Dec.	Total	2022	% Change
----------	------	------	------	------	-----	------	------	------	------	------	------	------	-------	------	-------------

Owner Surrenders	0	0	0	0	0	0	0	0	0	0	0	0	0	0	0
Intakes	43	27	26	34	48	36	42	47	57	29	39	31	405	375	7.4%
Stray Dog	13	11	16	14	31	16	22	19	23	10	12	12	168	142	15.4%
Stray Cat	12	6	6	12	13	14	9	16	27	18	22	14	156	107	31.4%
Calls for Service	29	41	48	51	69	51	45	37	40	37	36	38	453	307	32%
Euthanasia dog	2	1	1	1	1	1	1	1	1	1	1	0	11	8	27%
Euthanasia Cat	1	0	1	2	0	1	0	2	4	4	4	0	19	4	78%
Microchips Issued	9	12	17	6	26	15	17	16	19	14	14	14	153	152	.6%
Adoptions	8	9	8	9	18	11	16	15	15	27	13	15	146	101	31%
Rescue/Transfer	2	4	4	2	3	2	0	3	0	6	10	0	33	--	--
Incoming Phone Calls	n/a	n/a	n/a	n/a	n/a	n/a	n/a	n/a	n/a	n/a	n/a	n/a	n/a	--	--

Live Release Rate%	Jan.	Feb.	Mar.	Apr.	May	Jun.	Jul.	Aug.	Sep.	Oct.	Nov.	Dec.	Total	2022	% Change
Dogs	89%	96%	93%	95%	95%	95%	96%	96%	93%	94%	96%	100%	95%	95%	0%
Cats	92%	100%	91%	60%	100%	88%	100%	80%	80%	83%	75%	100%	87.4%	94%	-7.5%
Total Live Release	90%	98%	92%	90%	96%	93%	97%	91%	86%	87.5%	88%	100%	92.4%	94%	-1.7%



ANIMAL CARE AND CONTROL

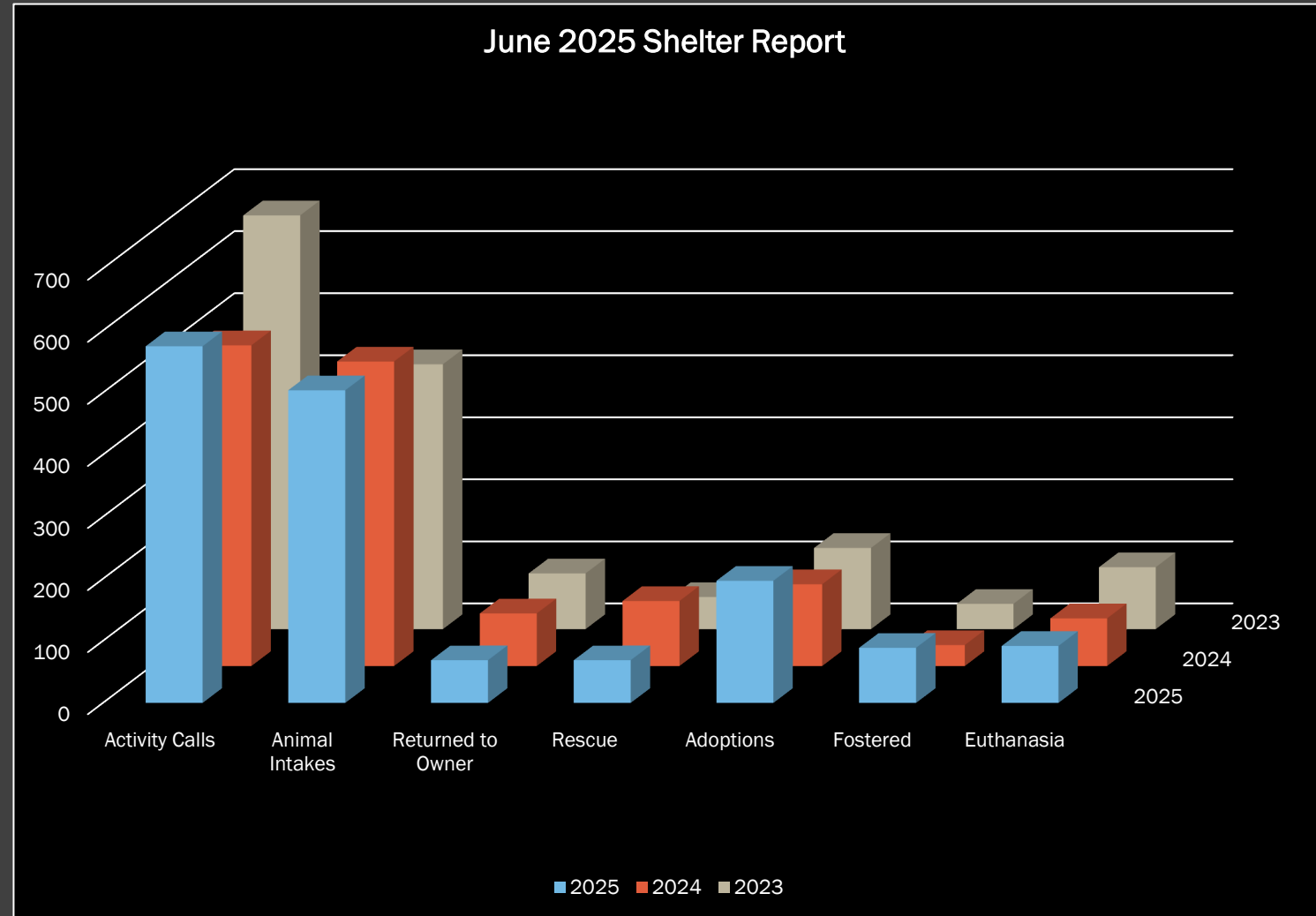
JUNE 2025 SHELTER STATS

MONTGOMERY COUNTY ANIMAL CARE AND CONTROL

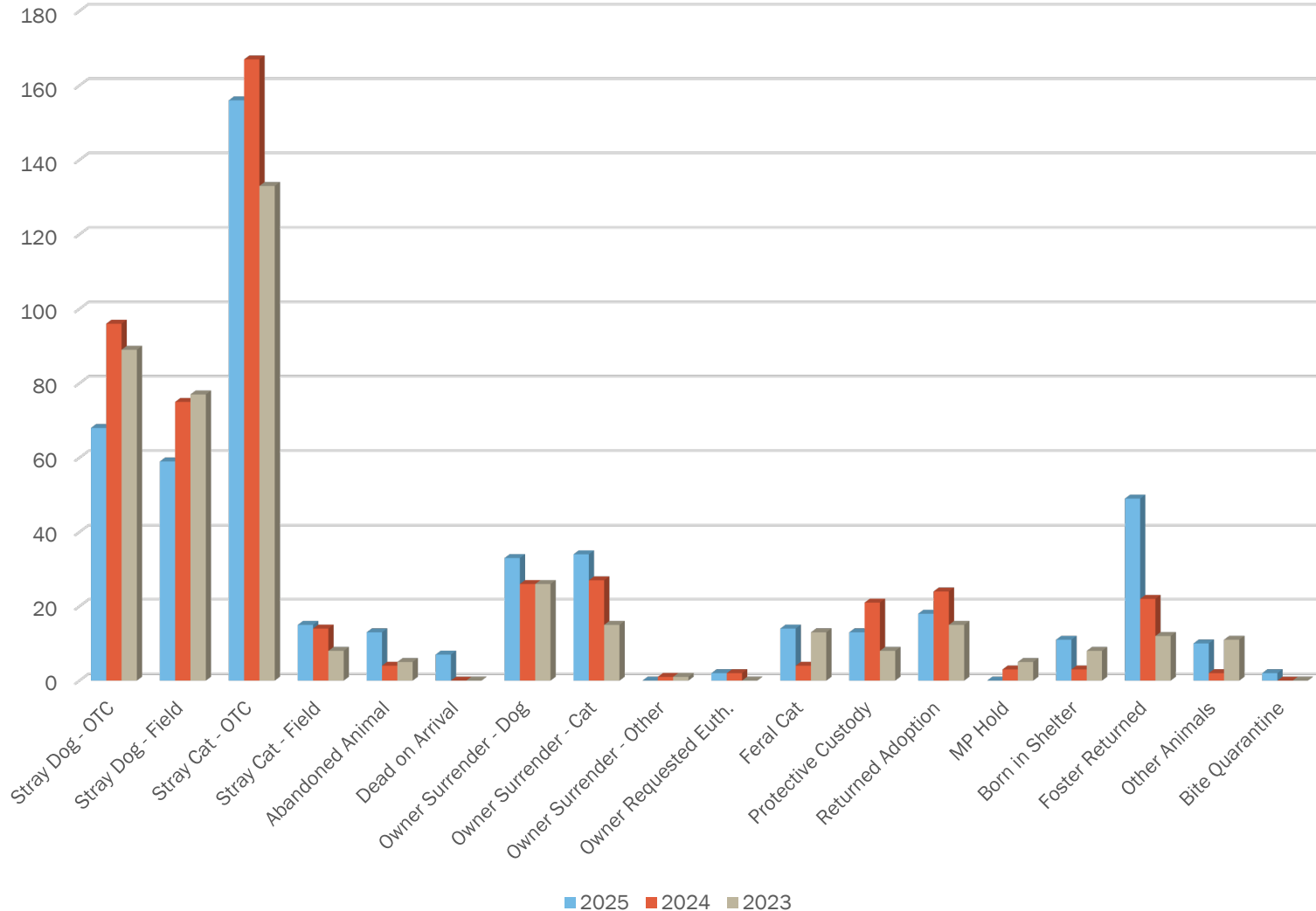


JUNE 2025 OVERALL STATS

- ❖ 574 ANIMAL RELATED CALLS RESPONDED TO BY OFFICERS
- ❖ 504 ANIMALS ENTERED THE SHELTER IN JUNE
- ❖ 58 DOGS RETURNED TO OWNER AT SHELTER AND 8 IN FIELD AND 3 CATS RETURNED TO OWNERS AT THE SHELTER
- ❖ 69 ANIMALS TRANSFERRED TO RESCUES
- ❖ 197 ANIMAL ADOPTIONS!
- ❖ 89 PETS FOSTERED TO TEMPORARY HOMES
- ❖ 91 ANIMALS WERE EUTHANIZED



June 2025 Animal Intake Reasons

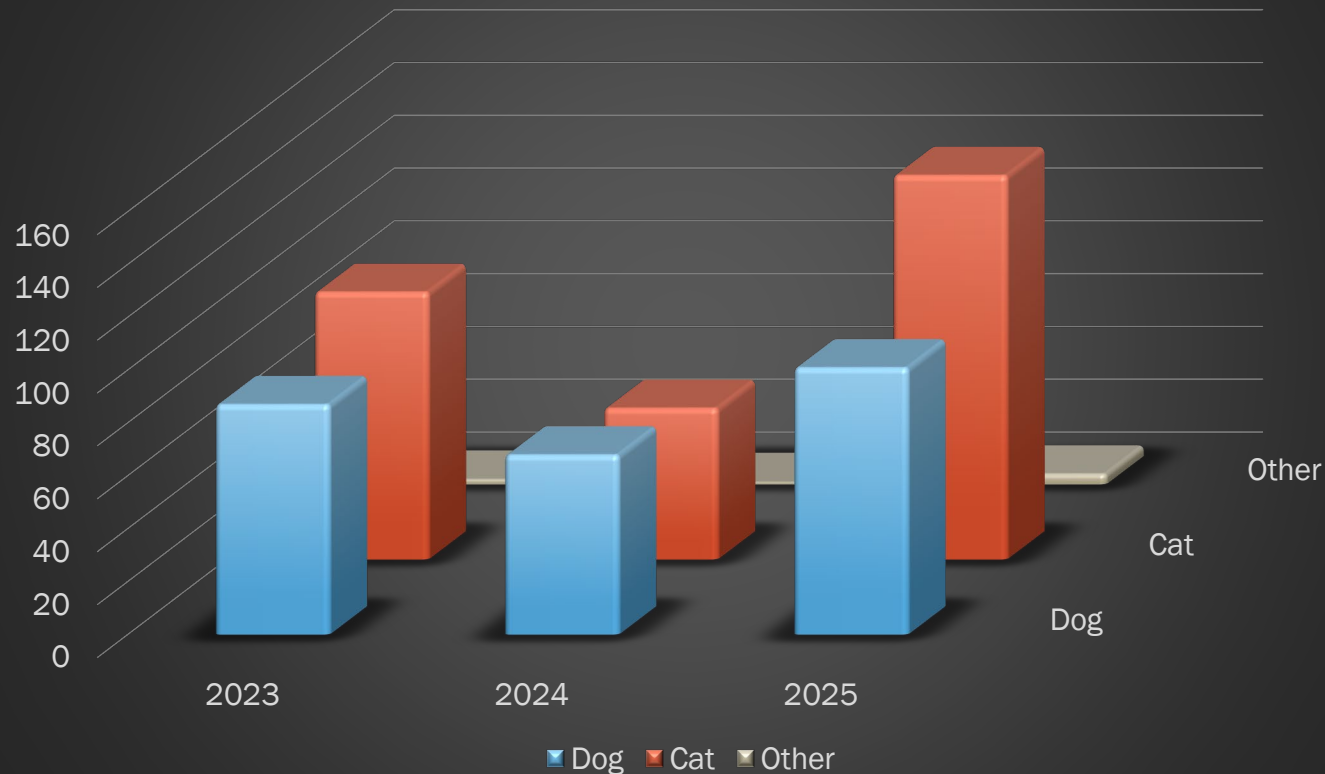


JUNE 2025- ANIMAL INTAKES

- 504 ANIMALS ENTERED THE SHELTER IN JUNE 2025
- 298 OF THE 504 ANIMALS ENTERED AS STRAYS. 60% OF ALL INTAKES WERE STRAY ANIMALS
- 67 OF INTAKES WERE OWNER SURRENDERS

JUNE 2025 AVG. DAILY CAPACITY

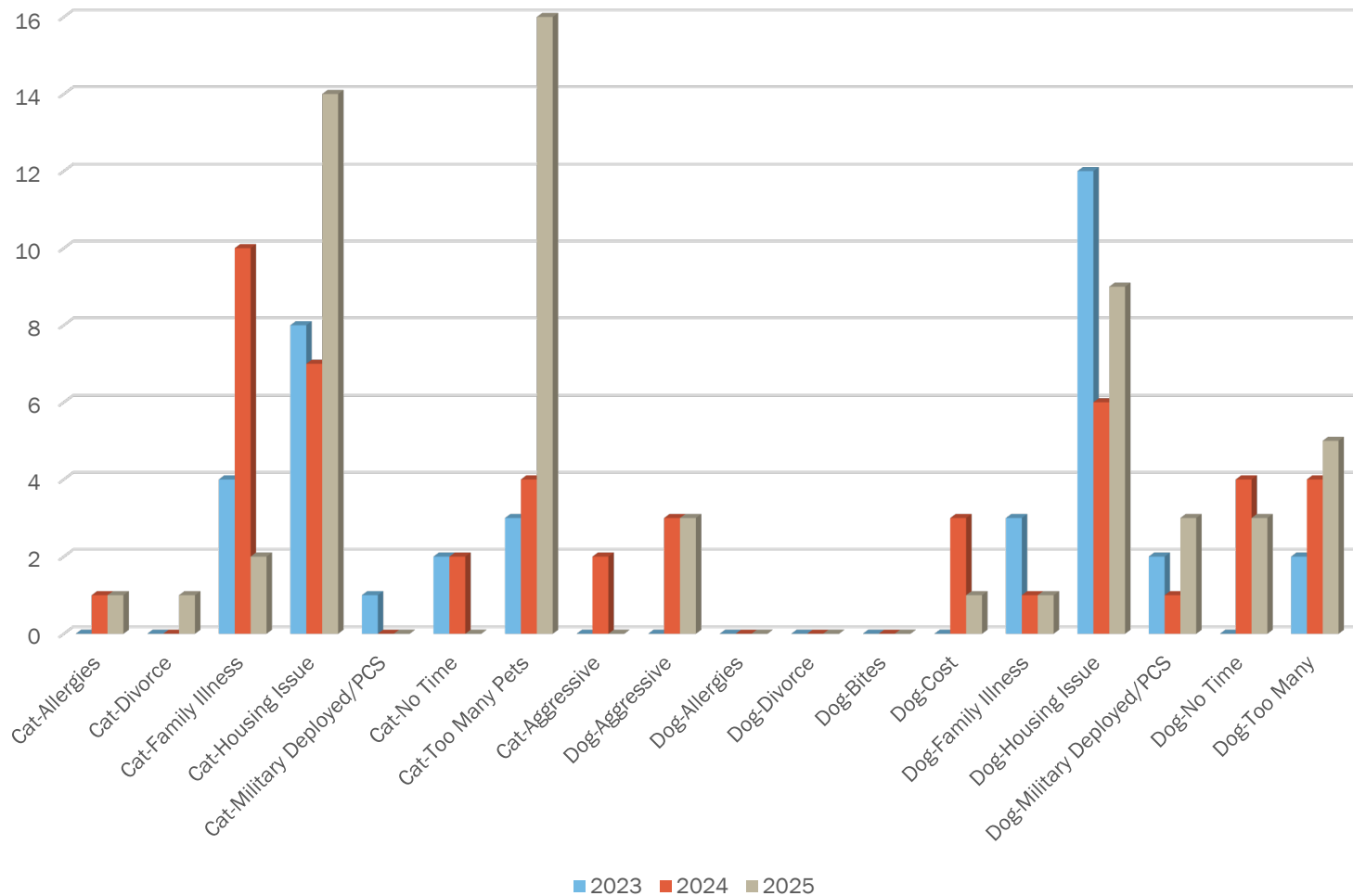
June 2025 Daily Average Capacity



- 250.5 ANIMALS WERE IN SHELTER ON AVERAGE FOR DAILY HOUSING AND CARE FOR MONTH OF JUNE 2025
- 101 DOGS WERE HOUSED IN SHELTER PER DAY ON AVERAGE
- 145.5 CATS WERE HOUSED IN SHELTER PER DAY ON AVERAGE
- 4 SMALL ANIMALS WERE HOUSED IN SHELTER PER DAY ON AVERAGE

JUNE 2025 – OWNER SURRENDERS

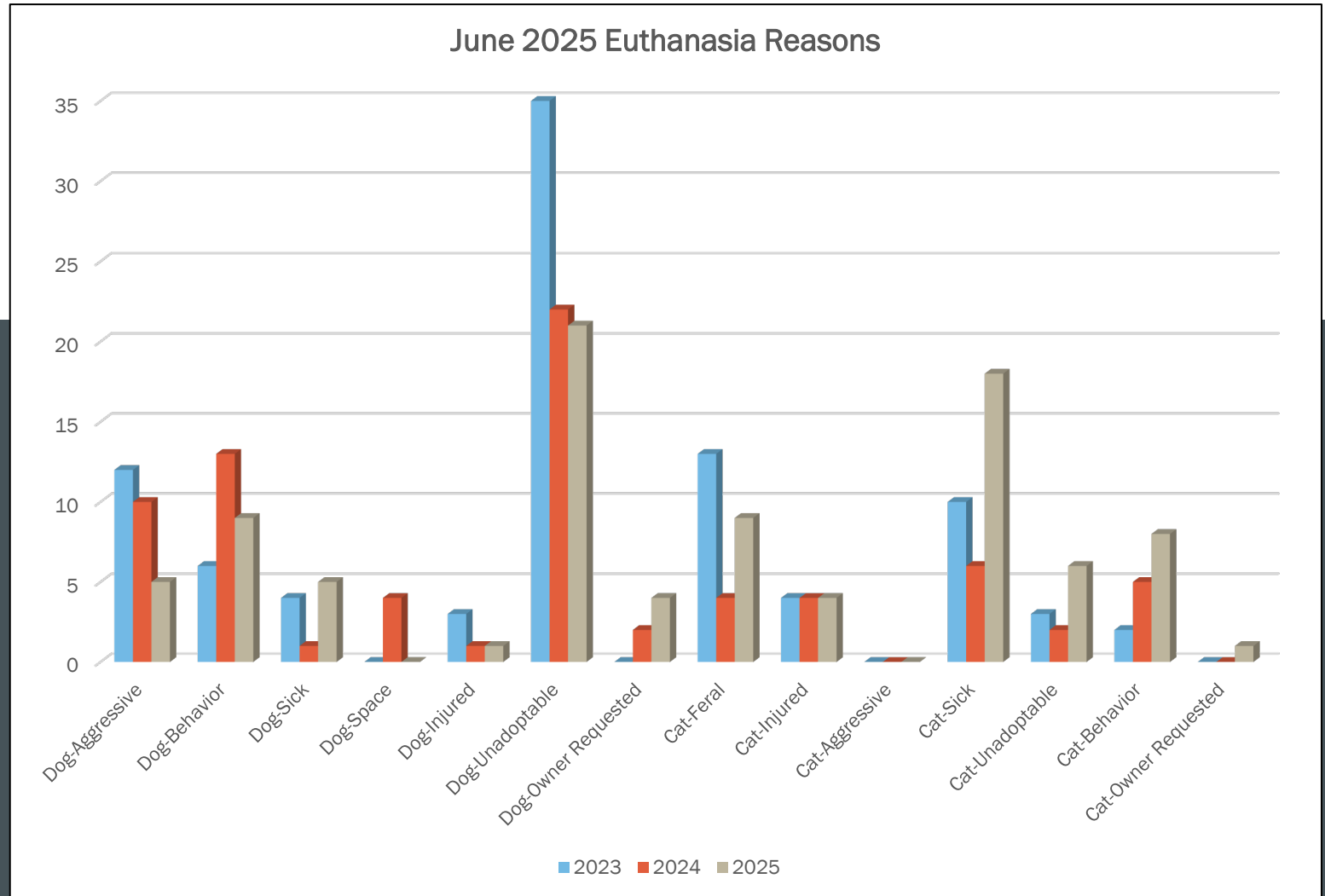
June 2025 Owner Surrender Reasons



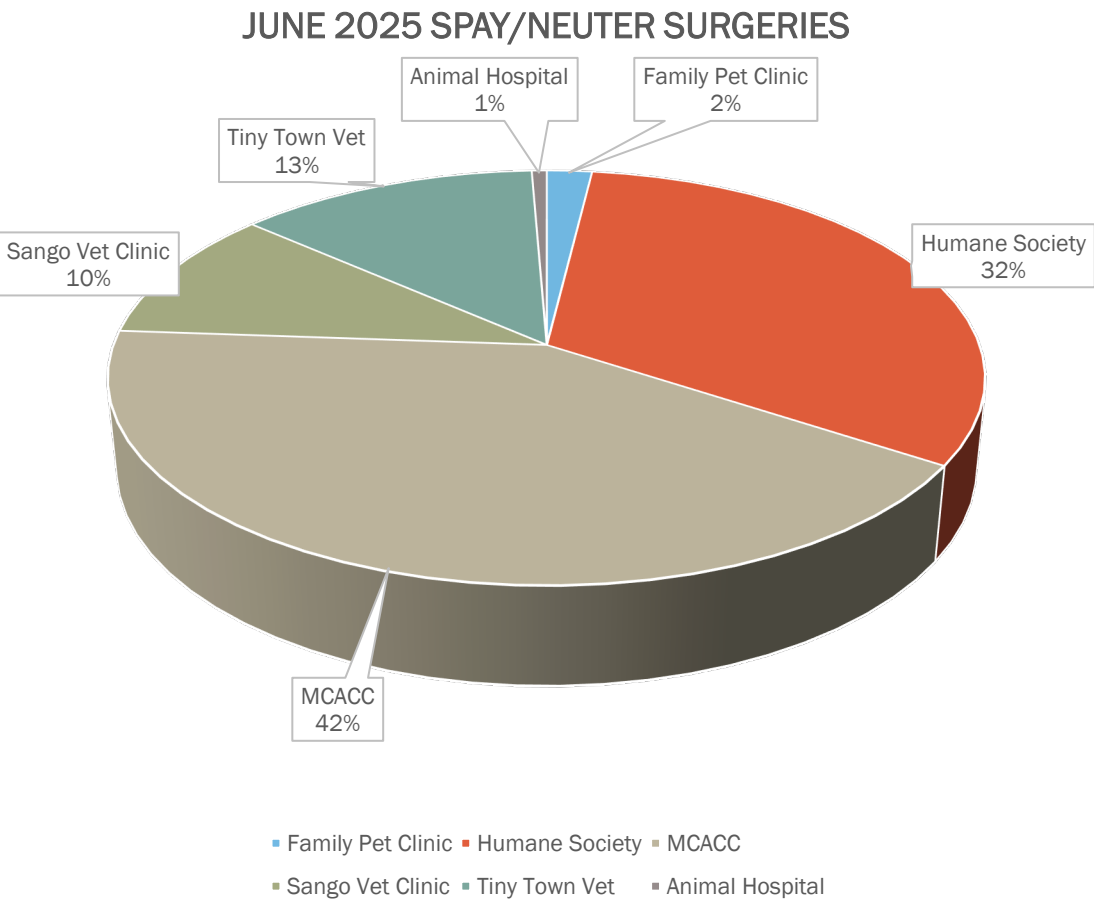
- 59 PETS WERE SURRENDERED TO THE SHELTER 16% INCREASE FROM 2024
- 39% OF SURRENDERS WERE DUE TO HOUSING/LANDLORD RESTRICTIONS
- 36% OF SURRENDERS WERE DUE TO HAVING TOO MANY PETS

JUNE 2025 – EUTHANASIA REASONS

- ✓ 91 ANIMALS WERE EUTHANIZED IN APRIL 2025
- ✓ 26% OF ANIMALS EUTHANIZED, WAS DUE TO BEHAVIOR/AGGRESSION
- ✓ 29% OF EUTHANASIA WAS DUE TO ANIMALS THAT WERE UNADOPTABLE
- ✓ 31% OF EUTHANASIA WAS DUE TO ILLNESS/INJURY
- ✓ 6% WERE OWNER REQUESTED EUTHANASIA
- ✓ 8% WERE DUE TO BEING FERAL
- ✓ MCACC SAVE RATE FOR JUNE 2025 79%



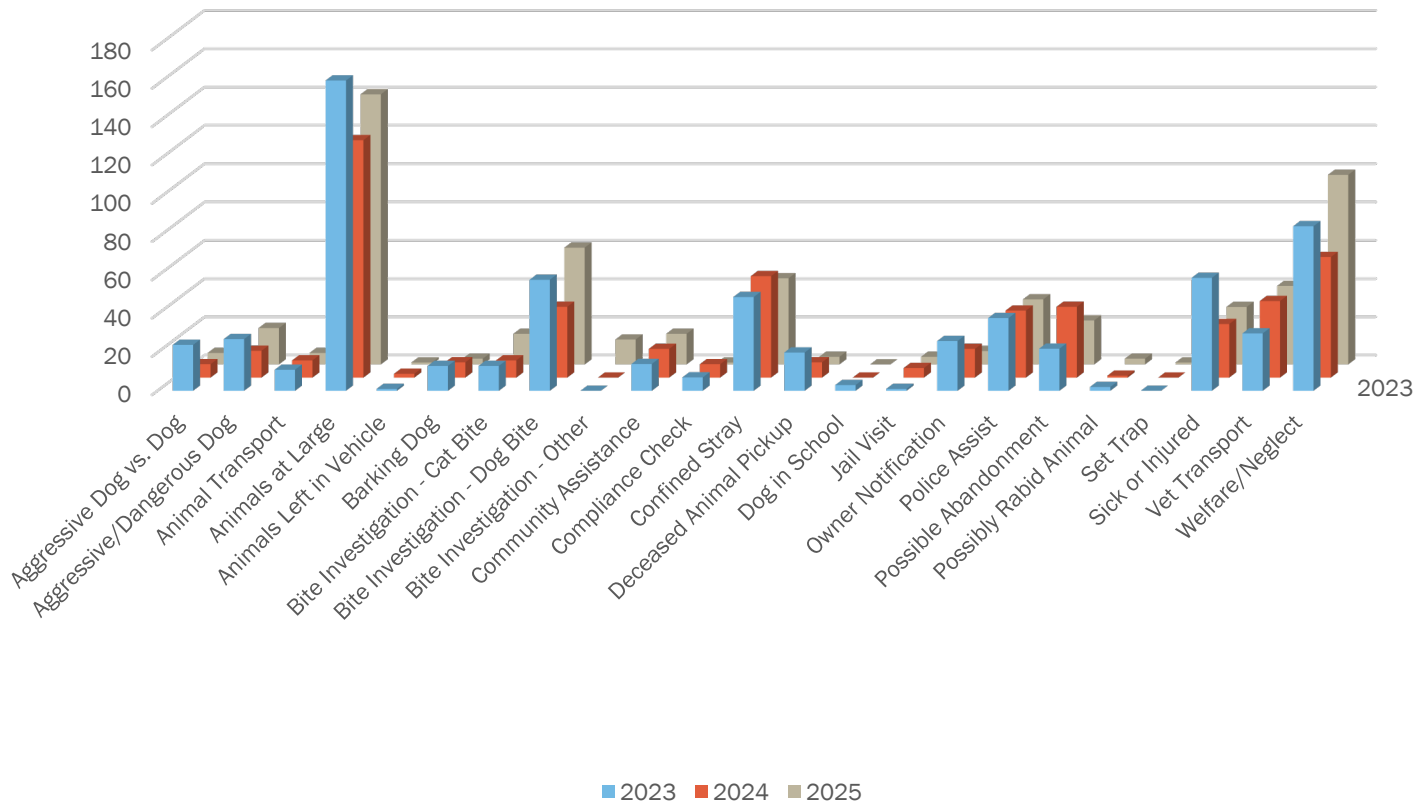
JUNE 2025 SPAY/NEUTER SURGERIES



- 65 Surgeries performed at MCACC in Mobile Unit
- 68 total Spay Surgeries completed
- 87 total Neuter Surgeries completed

JUNE 2025 – SERVICE CALLS

June 2025 Service Calls



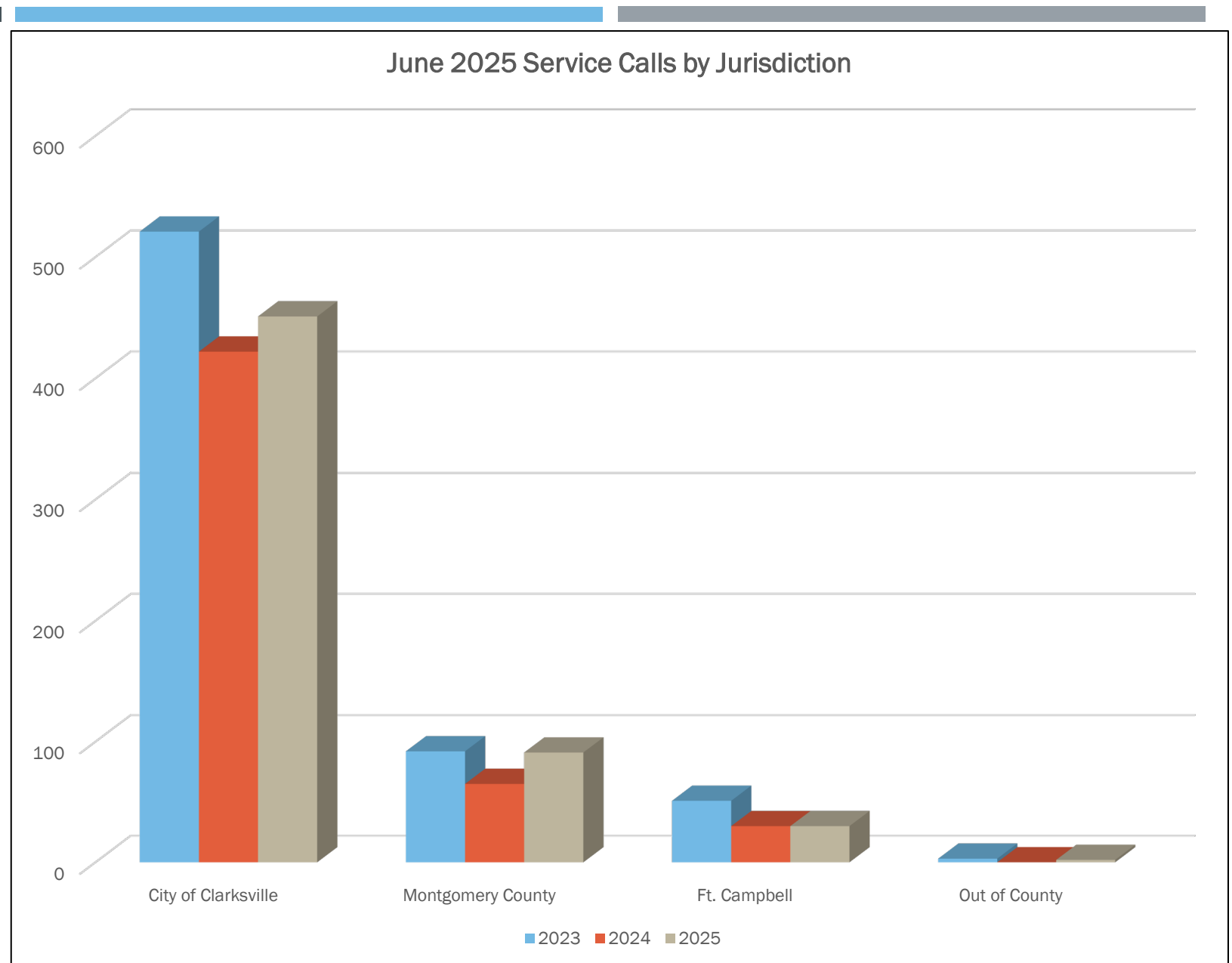
- ❖ 574 SERVICE CALLS IN MONTGOMERY COUNTY
- ❖ 25% OF ALL CALLS WERE FOR DOGS RUNNING AT LARGE
- ❖ 16% OF RESPONSES WERE FOR BITES
- ❖ 18% OF CALLS WERE ANIMAL WELFARE COMPLAINTS
- ❖ 5% OF CALLS WERE FOR AGGRESSIVE DOGS
- ❖ 8% OF CALLS WERE FOR CONFINED STRAY DOGS

JUNE 2025 SERVICE CALLS IN JURISDICTIONS

81% of all Animal Service calls
are within the City of Clarksville

16% of all Animal Service Calls
are in Montgomery County
(Outside City Limits)

3% of all Animal Service Calls are
on Ft. Campbell



JUNE 2025 – ODDS AND ENDS

- ❑ 188 DOGS/CATS WERE IMPLANTED WITH A MICROCHIP
- ❑ STAFF ANSWERED 2,321 INCOMING PHONE CALLS REGARDING QUESTIONS AND COMPLAINTS
- ❑ 1,568 VISITORS CAME INTO THE SHELTER (EXCLUDING STRAY/OWNER SURRENDER DROP OFFS)
- ❑ SHELTER SAVE RATE WAS 79% FOR ALL ANIMALS

Microchips Implated	188
Incoming Phone Calls/Complaints	2,321
Visitors to Shelter	2,775
Life Saving Rates	
Dogs	80%
Cats	78%
Total Shelter	79%
Avg. Save Rate Year	84.5%